



**DUNE**

WE ARE DECORATION

Colección**2017** / **2017**Collection

**DUNE**  
WE ARE DECORATION

## Emphasis

Ceramics 6  
Materia 8  
Stone 12  
Vitra 14

## Eureka

Lavabos / Washbasins 16

## Megalos

Vitra 18  
Stone 20  
Materia 21  
Ceramics 22  
Pavimento / Floor Tiles 34

## Índice Alfabético / Alphabetical Index



4

## Índice Visual / Visual Index



6

Características Técnicas Shapes / *Shapes Technical Information* 44  
Opciones de colocación Shapes / *Shapes Installation Options* 45



40

## Información Técnica Lavabos / Washbasins Technical Information



208

## Productos de tratamiento, adhesivos y pastas de rejuntar / *Treatment products, adhesives and grouting pastes*



211

## Tabla Usos / Use List



212

## Embalaje / Packaging

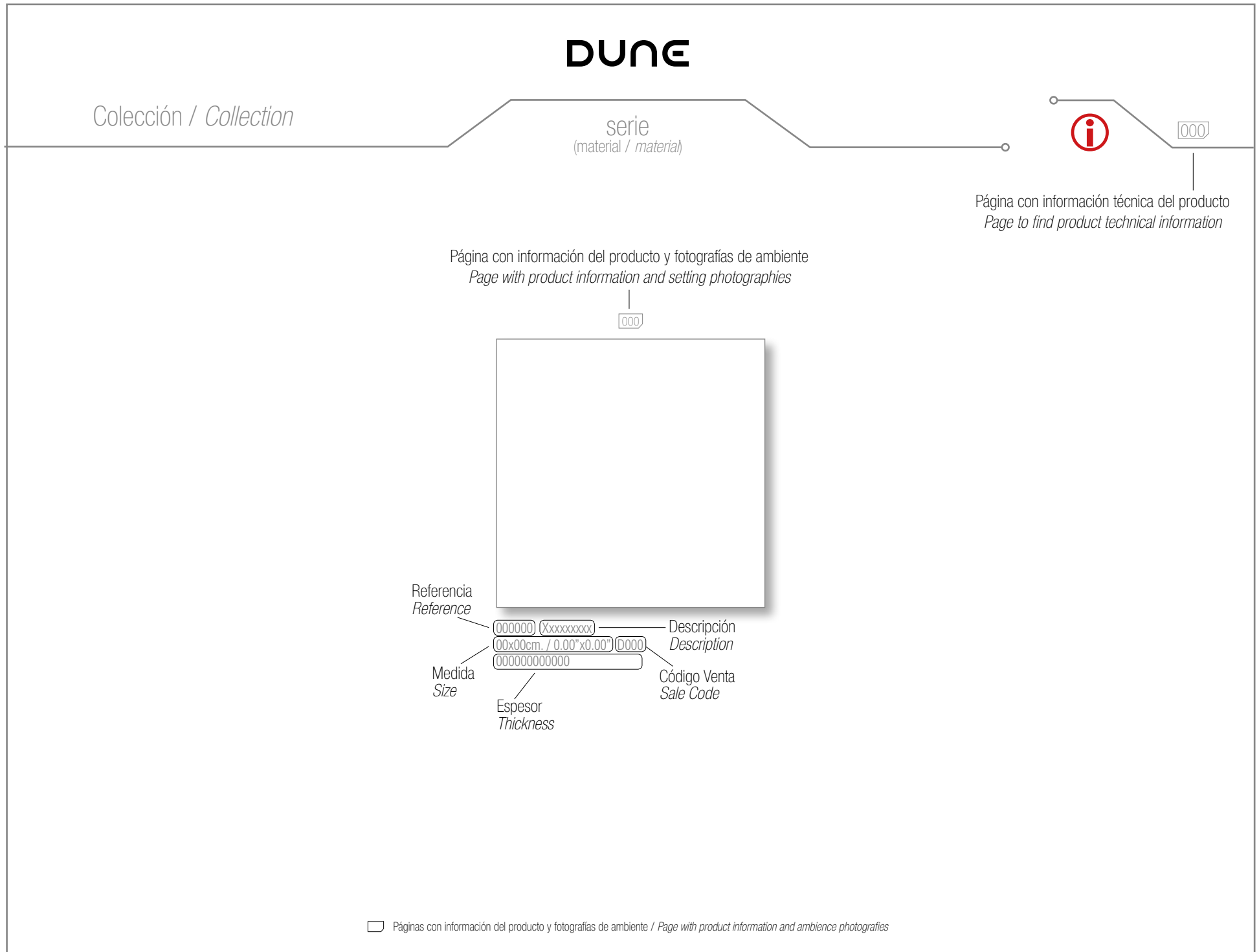
















218



118

194



-  Novedad / *New*
-  Producto sujeto a destonificaciones / *Natural product that might suffer colour variations*
-  Producto delicado / *Delicate product*
-  Porcelánico / *Porcelain*
-  Rectificado / *Rectified*
-  Aplicación metálica PVD / *PVD Metallic application*
-  Contiene oro / *Contains gold*
-  Contiene platino / *Contains platinum*
-  Producto Natural / *Natural Product*
-  Producto artesanal que puede presentar ligeras variaciones de tono y tamaño.  
*Handmade product that may have shade and size variations.*
-  Acabado Brillo/*Glossy Finish*
-  Acabado Mate/*Matt Finish*
-  Acabado Satinado o Mix Brillo/Mate  
*Satin Finish or Mix Glossy/Matt Finish*
-  Acabado Pulido/*Polished Finish*

### Códigos de Venta / *Sales Codes*

**D:** Venta a pieza / *Sold per piece.*

**\*D:** Venta a cajas completas / *Sold in complete boxes.*

**E:** Venta a pieza / *Sold per piece.*

**M:** Venta en m<sup>2</sup> y a cajas completas/ *Sold per sqm in complete boxes.*

**ST:** Venta por juego / *Sold per set.*

	Pag.
3D 25X25	32
Absolut 25X27,1	7
Acanto 60X60	38
Ace-treme 9,5X60	33
Agadir Silver 30X60	18
Agora	28
Al-andalus 25X75	29
Alea 15X60	21
Alegria 28,6X28,6	15
Alhambra 12X75	29
Aloa Nature 19X119	21
Alquimia 29,5X90,1	22
Alum Copper 2,3X90,1	27/28
Alum Gold 2,3X90,1	27/28
Alum Silver 2,3X90,1	26
Alzata Chiaro 15X29,5	27
Alzata Mezzo 15X29,5	27
Alzata Oro Viejo 15X25	31
Alzata Plata 15X25	31
Alzata Scuro 15X29,5	28
Amaluna 29,5X90,1	25
Amazonia Natura 30X30	11
Anastasia 30X60	33
Andria Marfil Rec-bis 60X60	38
Andria Travertino Rec-bis 60X60	37
Andy 28,1X28,1	6
Angulo Cosmpolitan Marfil 1,5X25	31
Aosta 22X85	34
Aquarius 29,8X29,8	14
Arena 29,5X90,1	22
Argus 29,9X29,9	15
Aria 29,1X29,2	14
Arizona 30X32,5	12
Arte 28X29,2	6
Artisan 28,1X28,1	6
Aston 30,6X30,3	7
Atalaya Nature 19X119	21
Atenea 29,8X29,8	10
Aura 25X75	18
Aurum Glass 15X60	19

	Pag.
Avatar 30X30,5	9
Bianco Brick 15X60	20
Bianco Brick Corner 15X60	20
Bizancio 60X60	39
Bizancio Carpet 60X60	39
Bizancio Deco 60X60	39
Black Keops 30X60	32
Blues 30,3X34	14
Bohemia 29X30	13
Borgia 60X60	38
Borgia Deco 60X60	38
Bronzo 29,8X29,8	8
Brunei 29X29	14
Brussels 28,1X28,1	7
Calma 29,5X30	13
Capadocia 30X30	12
Capitel Chiaro 7,5X29,5	27
Capitel Mezzo 7,5X29,5	27
Capitel Oro Viejo 9X25	31
Capitel Plata 9X25	31
Capitel Scuro 7,5X29,5	28
Carisma 25X75	30
Carrara 29,3X29,3	11
Casablanca 30X30	11
Cassiopeia 30X30	10
Cayman Champagne 29,8X29,8	14
Cayman Nacar 30X30	14
Cebreiro 29,7X30	9
Cenefa Persepolis 15X60	37
Charm 30X30	7
Cimento Rec-bis 60X60	26/34
Cinema 24X24	14
Cleopatra 29X29	15
Collage Mist 29,5X90,1	24
Collage Smoke 29,5X90,1	23
Colorado 30X32,5	12
Copper Mirror 26,5X28,5	15
Corner London Cosmopolitan Marfil	31
Corner Zocalo Cosmopolitan Marfil	31
Cosmic Glass 15X60	19

	Pag.
Cosmopolitan Blanco Brillo 25X75	29
Cosmopolitan Blanco Mate 25X75	29
Cosmopolitan Brown 25X75	30
Cosmopolitan Fussion 25X75	30
Cosmopolitan Marfil 25X75	31
Cosmopolitan Pulpis 25X75	31
Cosmopolitan Purple 25X75	30
Cosmopolitan Statuario 25X75	30
Cosmopolitan Travertino 25X75	30
Cremona 60X60	37
Cremona Deco 60X60	37
Damasco Pure Golden 15X60	33
Deep 28,8X30,3	15
Delicious 29,5X90,1	22
Delizia 24X24	6
Diva 25X75	29
Duende Copper 30X30	13
Duende Platinum 30X30	13
Emotions 29,5X90,1	27
Emperador 29,8X29,8	12
Enigma 30,6X30,6	15
Esmeralda 29,8X29,8	10
Eternal 29,8X29,8	8
Exa Deluxe 23X27	19/22
Exa Flat, Medium, Full 23X27	22
Firenze Marfil 60X60	38
Foglio 25X75	18
Folding 15X60	33
Forest 30X60	19
Frozen 28X28	6
Galena Ivory 7,3X90,1	25
Galena Red 7,3X90,1	23
Gilded 24X24	14
Glass Mirror 26,5X28,5	15
Globe 29,8X29,8	8
Glory Strips 29,5X90,1	25
Glory Travertine Gloss 29,5X90,1	25
Glory Travertine Matt 29,5X90,1	25
Golden Dune 30X60	32
Golden Keops 30X60	32

	Pag.
Golden Pad 30X60	32
Grace 30X30	7
Hammam 30,4X30,5	12
Heliopolis 30X30,5	9
Hermes 29,8X29,8	10
Hexagon 29,5X90,1	27
Hipster Brick Mist 29,5X90,1	24
Hipster Brick Smoke 29,5X90,1	23
Hipster Metal 29,5X90,1	23
Hipster Mist 29,5X90,1	24
Hipster Smoke 29,5X90,1	23
Horus 30X30	12
Hypnotic 29,1X29,1	8
Identity Glass 15X60	19
Imperiale Brezza 29,5X90,1	27
Imperiale Chiaro 29,5X90,1	27
Imperiale Mezzo 29,5X90,1	27
Imperiale Scuro 29,5X90,1	28
Impressions 29,5X90,1	24
Indigo 29,5X90,1	23
Jade 29,3X29,3	11
Jaipur 29,9X29,9	11
Joy 30,8X29,8	9
Kanna 29,9X29,9	15
Karat 30X30	9
Kassiani 29X30	10
Kilim 29,5X90,1	25
Krakatoa 30X30	10
Krypton 28X28	14
Lavabos	16/17
Lens 29,8X29,8	8
Listel Argento 1,5X75	31
Listel Oro Chiaro 1,5X75	31
Listel Santorini 7,9X75	29
Living Blanco Brillo 30X60	33
Living Blanco Mate 30X60	33
Loft Blanco Brillo 15X60	33
Loft Blanco Mate 15X60	33
Loft Negro Mate 15X60	33
London Cosmopolitan Marfil 5X75	31


	Pag.
Lune 29,7X29,7	12
Lux Oro 1,5X90,1	24
Lux Plata 1,5X90,1	24
Luxor 30X30,5	9
Magic 30,5X30,5	15
Magma Copper 29,8X29,8	8
Magma Grey 29,8X29,8	8
Manacor 28,1X28,1	6
Mandala 28X28	6
Marmol Bianco 30X60	20
Marmol Crema 30X60	20
Matrix 30X30	8
Mayolica 25X75	29
Melina 29X30	10
Metal Rec-bis 60X60	23/34
Metalic Gold 30,1X30,1	8
Metalic Silver 30,1X30,1	8
Metropolitan 25X75	30
Mezzo Rec-bis 60X60	27/36
Micro Beige 30X30	15
Milano Anthracite 60X60	35
Milano Beige 60X60	35
Milano Cement 60X60	35
Mirror Grey 30X30	8
Mist Rec-bis 60X60	24/34
Moma Brown 31,6X31,6	30
Moon Pure Gold 15X60	33
Moon Pure Silver 15X60	33
Mosaico Grey-glass 29,3X29,3	11
Mosaico Onix-glass 29,3X29,3	11
Mosaico Travertino Brick 30,5X30,5	13
Mosaico Travertino Dados 30,5X30,5	13
Mosaico Travertino Panfilia 28X28	13
Mosaico Travertino Pencil 26X26	13
Natasha 25X75	31
Nayade 30X30	10
Nazari 12X75	30
Nazca 30X30	10
Nereida 30X30	10
Nero Brick 15X60	20

	Pag.
Nero Brick Corner 15X60	20
Niagara 30X30	11
Nice 28,6X28,6	15
Ninfa 30X30,5	9
Nostalgry 30X30	7
Nova Cimento 29,5X90,1	26
Nova Cinza 29,5X90,1	26
Nova Madeira 29,5X90,1	26
Nuur 25X75	30
Origins 29,5X90,1	26
Orion 30X30	7
Osiris 29,8X29,8	12
Oxido Brick 15X60	20
Oxido Brick Corner 15X60	20
Pan De Oro 30X60	18
Pan De Plata 30X60	18
Pandora 30X30,5	9
Pebbles Light 30,5X31,5	13
Perlas Oro 0,6X25	33
Persepolis 60X60	37
Perugia 58,4X58,4	39
Perugia Deco 58,4X58,4	39
Petroglyphe Floral Crema 30X60	20
Pitiusa 28,1X28,1	6
Planetarium 27,6X27,6	11
Platinum Dune 30X60	32
Platinum Glass 15X60	19
Platinum Keops 30X60	32
Platinum Pad 30X60	32
Pleyades 30,1X30,1	10
Pluton 30X30,5	9
Poeme 29,8X29,8	12
Popcorn 28,1X28,1	6
Poseidon 29,8X29,8	10
Presenza 7,5X29,5	28
Princess 24X29	14
Pulpis Rec-bis 60X60	37
Quarzita Brick 15X60	20
Quarzita Brick Corner 15X60	20
Rain 31,7X32,6	9

	Pag.
Red Pad 30X60	32
Reggae 30,3X34	14
Renoir 25X75	31
Rio Carrara 26X26	13
Rio Cinza 26X26	13
Rodapie Andria Marfil Rec-bis 9,5X60	38
Rodapie Andria Travertino Rec-bis	37
Rodapie Aosta Argent 7X85	34
Rodapie Aosta Cenere 7X85	34
Rodapie Aosta Roble 7X85	34
Rodapie Cimento Rec-bis 9,5X59,7	26/34
Rodapie Firenze Marfil 9,5X60	38
Rodapie Hipster Metal Rec-bis 9,5X60	23/34
Rodapie Hipster Mist Rec-bis 9,5X60	24/34
Rodapie Hipster Smoke Rec-bis 9,5X60	23/34
Rodapie Mezzo Rec-bis 9,5X60	27/36
Rodapie Milano Anthracite 8X60	35
Rodapie Milano Beige 8X60	35
Rodapie Milano Cement 8X60	35
Rodapie Pulpis Rec-bis 9,5X60	37
Rodapie Scuro Rec-bis 9,5X60	28/36
Rodapie Statuario Rec-bis 9,5X60	39
Rodapie Travertine Gloss Rec-bis	25/36
Rodapie Travertine Matt Rec-bis 9,5X60	25/36
Rodapie Vicenza Onice Rec-bis	39
Romance 29,5X90,1	27
Safari 30X30	11
Salsa 30,3X34	14
Santorini 25X75	29
Scuro Rec-bis 60X60	28/36
Secrets 30,5X30,5	15
Shapes 25X25	40-43
Silver Glass 15X60	19
Sinai 30X60	19
Smile 30,8X29,8	9
Smoke Rec-bis 60X60	23/34
Snow 28,3X28,6	11
Soleil 29,7X29,7	12
Soul 30,9X30,9	13
Stars 28,1X28,3	6

	Pag.
Statuario Rec-bis 60X60	39
Strip Oro 2X75	31
Sumba Nature 30X60	21
Suprema 29,5X90,1	25
Surf 30X60	32
Taco Persepolis 15X15	37
Tandem 60X60	35
Tangerine 29,5X90,1	28
Tasmania 30X30	12
Teca Natura 30X67	21
Thea 30X30	7
Thor 30X29,6	8
Tiffany Black 28,1X28,1	7
Tiffany Marfil 28,1X28,1	7
Tinsel 24X24	14
Topkapi 30X30	11
Touch 10X75,4	31
Travertine Gloss Rec-bis 60X60	25/36
Travertine Matt Rec-bis 60X60	25/36
Trencadis Alpaca 26X26	13
Trencadis Glass Diabolo 27,2X27,6	15
Tresor 30X30,5	9
Tropicana Natura 30X30	11
Underground 29,5X90,1	26
Unica 28X28	6
Utopia 25X75	29
Valentina 25X75	31
Venezia 30X60	19
Vesta 29,8X29,8	12
Vicenza Onice Rect 58,4X58,4	39
Victorian 30X60	32
Whispers 29,5X90,1	27
White Pad 30X60	32
Zig-zag 24X24	6
Zocalo Cosmopolitan Marfil 10X75	31
Zoe 30X30	7

152



187429 Popcorn  
28,1x28,1 cm./11.1"x11.1" D432  
11 mm. de espesor/thickness

153



186743 Andy  
28,1x28,1 cm./11.1"x11.1" D541  
10 mm. de espesor/thickness

153



186927 Artisan  
28,1x28,1 cm./11.1"x11.1" D724  
10 mm. de espesor/thickness

154



187172 Delizia  
24x24 cm./9.4"x9.4" D461  
11 mm. de espesor/thickness

150



187192 Manacor  
28,1x28,1 cm./11.1"x11.1" D582  
11 mm. de espesor/thickness

150



187158 Pitiusa  
28,1x28,1 cm./11.1"x11.1" D582  
11 mm. de espesor/thickness

142



187298 Arte  
28x29,2 cm./11"x11.5" D624  
10 mm. de espesor/thickness

148



186465 Stars  
28,1x28,3 cm./11.1"x11.1" D625  
8 mm. de espesor/thickness

149



186922 Mandala  
28x28 cm./11"x11" D895  
10 mm. de espesor/thickness

149



187138 Frozen  
28x28 cm./11"x11" D895  
10 mm. de espesor/thickness

151



187423 Unica  
28x28 cm./11"x11" D582  
10 mm. de espesor/thickness

155



187157 Zig-zag  
24x24 cm./9.4"x9.4" D659  
11 mm. de espesor/thickness



143



187286 Nostalg  
30x30 cm./11.8"x11.8" D724  
9 mm. de espesor/thickness

144




187279 Charm  
30x30 cm./11.8"x11.8" D909  
9 mm. de espesor/thickness

145




187280 Grace  
30x30 cm./11.8"x11.8" D909  
9 mm. de espesor/thickness

146




186482 Aston  
30,6x30,3 cm./12"x11.9" D461  
8 mm. de espesor/thickness

156



186543 Zoe  
30x30 cm./11.8"x11.8" D689  
8 mm. de espesor/thickness

156




186544 Thea  
30x30 cm./11.8"x11.8" D689  
8 mm. de espesor/thickness

147




186636 Tiffany Marfil  
28,1x28,1 cm./11.1"x11.1" D922  
11,5 mm. de espesor/thickness

147




186637 Tiffany Black  
28,1x28,1 cm./11.1"x11.1" D922  
11,5 mm. de espesor/thickness

146



185924 Orion  
30x30 cm./11.8"x11.8" D625  
8 mm. de espesor/thickness

148



186763 Brussels  
28,1x28,1 cm./11.1"x11.1" D922  
11,5 mm. de espesor/thickness




186662 Absolut  
25x27,1 cm./9.8"x10.7" D935  
11,5 mm. de espesor/thickness

Disponibles hasta fin de existencias /  
Products available while stock lasts



173




187397 Hypnotic  
29,1x29,1 cm./11.5"x11.5" D689  
8 mm. de espesor/thickness

174




187395 Magma Grey  
29,8x29,8 cm./11.7"x11.7" D689  
8 mm. de espesor/thickness

175



187396 Magma Copper  
29,8x29,8 cm./11.7"x11.7" D689  
8 mm. de espesor/thickness

171




187120 Bronzo  
29,8x29,8 cm./11.7"x11.7" D916  
8 mm. de espesor/thickness

181




187121 Lens  
29,8x29,8 cm./11.7"x11.7" D923  
8 mm. de espesor/thickness

181




186891 Globe  
29,8x29,8 cm./11.7"x11.7" D923  
8 mm. de espesor/thickness

178



185647 Metallic Silver  
30,1x30,1 cm./11.9"x11.9" D940  
8 mm. de espesor/thickness

178



185686 Metallic Gold  
30,1x30,1 cm./11.9"x11.9" D940  
8 mm. de espesor/thickness

179




187125 Thor  
30x29,6 cm./11.8"x11.7" D896  
8 mm. de espesor/thickness

179



187276 Eternal  
29,8x29,8 cm./11.7"x11.7" D916  
8 mm. de espesor/thickness

177



186382 Matrix  
30x30 cm./11.8"x11.8" D946  
8 mm. de espesor/thickness


163



185394 Mirror Grey  
30x30 cm./11.8"x11.8" D770  
8 mm. de espesor/thickness



158



187118 Rain  
31,7x32,6 cm./12.5"x12.8" D923  
8 mm. de espesor/thickness

172



186467 Karat  
30x30 cm./11.8"x11.8" D910  
8 mm. de espesor/thickness

161



187274 Joy  
30,8x29,8 cm./12.1"x11.7" D725  
8 mm. de espesor/thickness

161



187275 Smile  
30,8x29,8 cm./12.1"x11.7" D725  
8 mm. de espesor/thickness

158



186727 Pandora  
30x30,5 cm./11.8"x12" D926  
8 mm. de espesor/thickness

159



186728 Pluton  
30x30,5 cm./11.8"x12" D926  
8 mm. de espesor/thickness

159




186545 Avatar  
30x30,5 cm./11.8"x12" D926  
8 mm. de espesor/thickness




185646 Cebreiro  
29,7x30 cm./11.7"x11.8" D918  
8 mm. de espesor/thickness

180




186534 Tesor  
30x30,5 cm./11.8"x12" D946  
5 mm. de espesor/thickness

180




186535 Ninfa  
30x30,5 cm./11.8"x12" D946  
5 mm. de espesor/thickness

102



186725 Luxor  
30x30,5 cm./11.8"x12" D946  
5 mm. de espesor/thickness


105



186726 Heliopolis  
30x30,5 cm./11.8"x12" D946  
5 mm. de espesor/thickness




165




187116 Melina  
29x30 cm./11.4"x11.8" D896  
8 mm. de espesor/thickness

164




187117 Kassiani  
29x30 cm./11.4"x11.8" D896  
8 mm. de espesor/thickness

167




186354 Cassiopeia  
30x30 cm./11.8"x11.8" D910  
8 mm. de espesor/thickness

167




185676 Pleyades  
30,1x30,1 cm./11.9"x11.9" D910  
8 mm. de espesor/thickness

166




186468 Nayade  
30x30 cm./11.8"x11.8" D918  
8 mm. de espesor/thickness

166




186367 Hermes  
29,8x29,8 cm./11.7"x11.7" D918  
8 mm. de espesor/thickness

166




186368 Poseidon  
29,8x29,8 cm./11.7"x11.7" D918  
8 mm. de espesor/thickness

170




185925 Krakatoa  
30x30 cm./11.8"x11.8" D788  
8 mm. de espesor/thickness

157




186546 Nereida  
30x30 cm./11.8"x11.8" D916  
8 mm. de espesor/thickness

169



186365 Atenea  
29,8x29,8 cm./11.7"x11.7" D918  
8 mm. de espesor/thickness

169



185677 Esmeralda  
29,8x29,8 cm./11.7"x11.7" D880  
8 mm. de espesor/thickness


172



185923 Nazca  
30x30 cm./11.8"x11.8" D910  
8 mm. de espesor/thickness




176




187119 Niagara  
30x30 cm./11.8"x11.8" D725  
8 mm. de espesor/thickness

132



186355 Casablanca  
30x30 cm./11.8"x11.8" D710  
8 mm. de espesor/thickness



185024 Mosaico Grey-glass  
29,3x29,3 cm./11.5"x11.5" D880  
8 mm. de espesor/thickness




185023 Mosaico Onix-glass  
29,3x29,3 cm./11.5"x11.5" D896  
8 mm. de espesor/thickness

163




185372 Safari  
30x30 cm./11.8"x11.8" D854  
8 mm. de espesor/thickness

170




185410 Jade  
29,3x29,3 cm./11.5"x11.5" D854  
8 mm. de espesor/thickness

170



185411 Carrara  
29,3x29,3 cm./11.5"x11.5" D854  
8 mm. de espesor/thickness

168




185910 Topkapi  
30x30 cm./11.8"x11.8" D920  
8 mm. de espesor/thickness

168




186477 Jaipur  
29,9x29,9 cm./11.8"x11.8" D920  
8 mm. de espesor/thickness

162



186455 Snow  
28,3x28,6 cm./11.1"x11.3" D946  
8 mm. de espesor/thickness

162



185908 Planetarium  
27,6x27,6 cm./10.9"x10.9" D936  
8 mm. de espesor/thickness

182



186378 Tropicana Natura  
30x30 cm./11.8"x11.8" D916  
10 mm. de espesor/thickness



186377 Amazonia Natura  
30x30 cm./11.8"x11.8" D910  
8 mm. de espesor/thickness

Disponibles hasta fin de existencias /  
Products available while stock lasts




183




187394 Poeme  
29,8x29,8 cm./11.7"x11.7" D583  
8 mm. de espesor/thickness

126 186




186909 Horus  
30x30 cm./11.8"x11.8" D946  
8 mm. de espesor/thickness

187




186357 Capadocia  
30x30 cm./11.8"x11.8" D625  
8 mm. de espesor/thickness

186



186466 Hammam  
30,4x30,5 cm./12"x12" D961  
8 mm. de espesor/thickness

157



186906 Lune  
29,7x29,7 cm./11.7"x11.7" D918  
8 mm. de espesor/thickness

103




186907 Soleil  
29,7x29,7 cm./11.7"x11.7" D918  
8 mm. de espesor/thickness

185



187136 Arizona  
30x32,5 cm./11.8"x12.8" D625  
8 mm. de espesor/thickness

185



187137 Colorado  
30x32,5 cm./11.8"x12.8" D625  
8 mm. de espesor/thickness

189



186890 Osiris  
29,8x29,8 cm./11.7"x11.7" D854  
9 mm. de espesor/thickness

189



186760 Vesta  
29,8x29,8 cm./11.7"x11.7" D854  
9 mm. de espesor/thickness

188



186759 Emperador  
29,8x29,8 cm./11.7"x11.7" D854  
9 mm. de espesor/thickness

190



186364 Tasmania  
30x30 cm./11.8"x11.8" D625  
8 mm. de espesor/thickness




193



187282 Duende Copper  
30x30 cm./11.8"x11.8" D925  
10 mm. de espesor/thickness

193



187281 Duende Platinum  
30x30 cm./11.8"x11.8" D925  
10 mm. de espesor/thickness

192



187277 Calma  
29,5x30 cm./11.6"x11.8" D659  
12 mm. de espesor/thickness

192



186888 Soul  
30,9x30,9 cm./12.2"x12.2" D688  
10 mm. de espesor/thickness

191




185406 Rio Carrara  
26x26 cm./10.2"x10.2" D582  
10 mm. de espesor/thickness

191



185407 Trencadis Alpaca  
26x26 cm./10.2"x10.2" D582  
10 mm. de espesor/thickness

191



185669 Rio Cinza  
26x26 cm./10.2"x10.2" D688  
10 mm. de espesor/thickness


190



185913 Pebbles Light  
30,5x31,5 cm./12"x12.4" D788  
8 mm. de espesor/thickness



184996 Mosaico Travertino Brick  
30,5x30,5 cm./12"x12" D541  
8 mm. de espesor/thickness



184997 Mosaico Travertino Dados  
30,5x30,5 cm./12"x12" D688  
8 mm. de espesor/thickness



184998 Mosaico Travertino Panfília  
28x28 cm./11"x11" D688  
8 mm. de espesor/thickness

131



185914 Bohemia  
29x30 cm./11.4"x11.8" D582  
8 mm. de espesor/thickness




185017 Mosaico Travertino Pencil  
26x26 cm./10.2"x10.2" D787  
8 mm. de espesor/thickness

Disponibles hasta fin de existencias /  
Products available while stock lasts



199




187398 Aquarius  
29,8x29,8 cm./11.7"x11.7" D910  
8 mm. de espesor/thickness

197




187122 Salsa  
30,3x34 cm./11.9"x13.4" D923  
8 mm. de espesor/thickness

197



187123 Reggae  
30,3x34 cm./11.9"x13.4" D923  
8 mm. de espesor/thickness

198




187124 Blues  
30,3x34 cm./11.9"x13.4" D923  
8 mm. de espesor/thickness

200




187393 Princess  
24x29 cm./9.4"x11.4" D541  
8 mm. de espesor/thickness

196



187269 Gilded  
24x24 cm./9.4"x9.4" D940  
8 mm. de espesor/thickness

195




187271 Cinema  
24x24 cm./9.4"x9.4" D940  
8 mm. de espesor/thickness

195




187270 Tinsel  
24x24 cm./9.4"x9.4" D940  
8 mm. de espesor/thickness

204



186554 Brunei  
29x29 cm./11.4"x11.4" D946  
8 mm. de espesor/thickness

202



186892 Aria  
29,1x29,2 cm./11.5"x11.5" D854  
8 mm. de espesor/thickness

113




186383 Krypton  
28x28 cm./11"x11" D936  
8 mm. de espesor/thickness

117



185396 Cayman Nacar  
30x30 cm./11.8"x11.8" D854  
8 mm. de espesor/thickness


116



185643 Cayman Champagne  
29,8x29,8 cm./11.7"x11.7" D910  
8 mm. de espesor/thickness



160



187399 Deep  
28,8x30,3 cm./11.3"x11.9" D770  
6 mm. de espesor/thickness

205




186384 Glass Mirror  
26,5x28,5 cm./10.4"x11.2" D610  
5 mm. de espesor/thickness

205




186917 Copper Mirror  
26,5x28,5 cm./10.4"x11.2" D610  
5 mm. de espesor/thickness

204




187115 Enigma  
30,6x30,6 cm./12"x12" D625  
5 mm. de espesor/thickness

201



186918 Argus  
29,9x29,9 cm./11.8"x11.8" D896  
8 mm. de espesor/thickness

201




187114 Kanna  
29,9x29,9 cm./11.8"x11.8" D896  
8 mm. de espesor/thickness

206




187272 Magic  
30,5x30,5 cm./12"x12" D725  
8 mm. de espesor/thickness

207



187273 Secrets  
30,5x30,5 cm./12"x12" D725  
8 mm. de espesor/thickness

139



185403 Micro Beige  
30x30 cm./11.8"x11.8" D625  
4 mm. de espesor/thickness

203




186738 Cleopatra  
29x29 cm./11.4"x11.4" D920  
8 mm. de espesor/thickness

203



186905 Nice  
28,6x28,6 cm./11.3"x11.3" D660  
8 mm. de espesor/thickness

203



186904 Alegria  
28,6x28,6 cm./11.3"x11.3" D660  
8 mm. de espesor/thickness

202



185398 Trencadis Glass Diabolo  
27,2x27,6 cm./10.7"x10.9" D788  
8 mm. de espesor/thickness



193



187333 Lavabo Kayan Plata  
37,5x37,5x14,5 cm./14.8"x14.8"x5.7" E600  
13 mm. de espesor/thickness

145 161




187332 Lavabo Kayan Oro  
37,5x37,5x14,5 cm./14.8"x14.8"x5.7" E600  
13 mm. de espesor/thickness

61 144 160




187305 Lavabo Marvel Silver  
50x38x13,3 cm./19.7"x15"x5.2" E650  
17 mm. de espesor/thickness

82



187306 Lavabo Marvel Gold  
50x38x13,3 cm./19.7"x15"x5.2" E650  
17 mm. de espesor/thickness

91 95 99



186924 Lavabo White And Gold  
43,5x43,5x13,5 cm./17.1"x17.1"x5.3" E700  
10 mm. de espesor/thickness

48 60 72 77  
88 196 200



187323 Lavabo Madison  
45x45x13 cm./17.7"x17.7"x5.1" E450  
10 mm. de espesor/thickness

176 181 185 197



\*187135 Lavabo Katmandu  
42x42x15 cm./16.5"x16.5"x5.9" E500  
35 mm. de espesor/thickness

73 84 164 198  
201



\*187134 Lavabo Nepal  
42x42x15 cm./16.5"x16.5"x5.9" E451  
35 mm. de espesor/thickness

57 86



187427 Lavabo Siam  
30x30x10 cm./11.8"x11.8"x3.9" E270  
15 mm. de espesor/thickness

103 104 165



186887 Lavabo Pulpis  
40x40x17 cm./15.7"x15.7"x6.7" E650  
15 mm. de espesor/thickness

63 81 206



187278 Lavabo Guess  
40x50x15 cm./15.7"x19.7"x5.9" E350  
15 mm. de espesor/thickness

67 69 71 174



187402 Lavabo Arena  
42x42x15 cm./16.5"x16.5"x5.9" E350  
25 mm. de espesor/thickness

96 101 154 188



186561 Lavabo Marfil  
38x38x15 cm./15"x15"x5.9" E600  
15 mm. de espesor/thickness

74



187288 Lavabo Future Silver  
42x42x14 cm./16.5"x16.5"x5.5" E350  
15 mm. de espesor/thickness

83



187287 Lavabo Future Gold  
42x42x14 cm./16.5"x16.5"x5.5" E350  
15 mm. de espesor/thickness

\* Lavabo hecho a mano que presenta las variaciones de tono y dimensiones propias de su elaboración artesanal.  
\* This handmade basin may have shade and size variations that are a distinctive feature of its handcrafted production.



106 141



185424 Lavabo Redondo Platinum  
42x42x14 cm./16.5"x16.5"x5.5" E250  
15 mm. de espesor/thickness

140 166



185418 Lavabo Redondo Cosmic  
42x42x14 cm./16.5"x16.5"x5.5" E200  
15 mm. de espesor/thickness

130 141



185073 Lavabo Redondo Dorado  
42x42x14 cm./16.5"x16.5"x5.5" E250  
15 mm. de espesor/thickness

134



187401 Lavabo Agadir Silver  
42x42x14,5 cm./16.5"x16.5"x5.7" E050  
12 mm. de espesor/thickness

65



187400 Lavabo Agadir Blue  
42x42x14,5 cm./16.5"x16.5"x5.7" E050  
12 mm. de espesor/thickness

133



186489 Lavabo Pan De Oro  
42x42x14,5 cm./16.5"x16.5"x5.7" E200  
15 mm. de espesor/thickness

106 132



186490 Lavabo Pan De Plata  
42x42x14,5 cm./16.5"x16.5"x5.7" E200  
15 mm. de espesor/thickness

121 138



186736 Lavabo Foglio Di Rame  
42x42x14,5 cm./16.5"x16.5"x5.7" E250  
15 mm. de espesor/thickness

131



186737 Lavabo Sinai  
42x42x14 cm./16.5"x16.5"x5.5" E351  
15 mm. de espesor/thickness

131



185952 Lavabo Venezia  
42x42x14 cm./16.5"x16.5"x5.5" E351  
17 mm. de espesor/thickness

157



186587 Lavabo Santorini  
37,5x51,5x13 cm./14.8"x20.3"x5.1" E100  
15 mm. de espesor/thickness

140 181



185419 Lavabo Redondo Silver  
46x46x10 cm./18.1"x18.1"x3.9" E200  
15 mm. de espesor/thickness

116



184590 Lavabo Cuadrado Dorado Anaranjado  
42,5x42,5x12 cm./16.7"x16.7"x4.7" E250  
15 mm. de espesor/thickness



137



186914 Aura Amethyst Glass  
25x75 cm./9.8"x29.5" **D972**  
9 mm. de espesor/thickness

139



186733 Foglio D'argento  
25x75 cm./9.8"x29.5" **D983**  
9 mm. de espesor/thickness

132



186343 Pan De Plata  
30x60 cm./11.8"x23.6" **D983**  
10 mm. de espesor/thickness

136



186916 Aura Agate Glass  
25x75 cm./9.8"x29.5" **D972**  
9 mm. de espesor/thickness

139



Foglio D'oro  
25x75 cm./9.8"x29.5" **D983**  
9 mm. de espesor/thickness

133



185902 Pan De Oro  
30x60 cm./11.8"x23.6" **D983**  
10 mm. de espesor/thickness

137




186915 Aura Onix Glass  
25x75 cm./9.8"x29.5" **D972**  
9 mm. de espesor/thickness

138



Foglio Di Rame  
25x75 cm./9.8"x29.5" **D983**  
9 mm. de espesor/thickness

134



187471 Agadir Silver  
30x60 cm./11.8"x23.6" **D983**  
8 mm. de espesor/thickness



131




185901 Venezia  
30x60 cm./11.8"x23.6" D992  
10 mm. de espesor/thickness

119



Identity Glass  
15x60 cm./5.9"x23.6" D962  
8 mm. de espesor/thickness

140



185436 Silver Glass  
15x60 cm./5.9"x23.6" D725  
10 mm. de espesor/thickness

131



186735 Sinai  
30x60 cm./11.8"x23.6" D992  
10 mm. de espesor/thickness

141



186478 Aurum Glass  
15x60 cm./5.9"x23.6" D936  
10 mm. de espesor/thickness

140 166



185439 Cosmic Glass  
15x60 cm./5.9"x23.6" D725  
10 mm. de espesor/thickness

141



185435 Platinum Glass  
15x60 cm./5.9"x23.6" D725  
10 mm. de espesor/thickness

135



187447 Exa Deluxe  
23x27 cm./9.1"x10.6" D925  
8 mm. de espesor/thickness



186479 Forest  
30x60 cm./11.8"x23.6" D992  
10 mm. de espesor/thickness


Disponibles hasta fin de existencias /  
Products available while stock lasts

133



185912 Marmol Bianco  
30x60 cm./11.8"x23.6" **M990**  
10 mm. de espesor/thickness

130 131



185911 Marmol Crema  
30x60 cm./11.8"x23.6" **M1000**  
11 mm. de espesor/thickness

130



185941 Petroglyphe Floral Crema  
30x60 cm./11.8"x23.6" **D981**  
11 mm. de espesor/thickness

128



186451 Bianco Brick  
15x60 cm./5.9"x23.6" **M1001**  
10 mm. de espesor/thickness

128



185684 Quarzita Brick  
15x60 cm./5.9"x23.6" **M1001**  
10 mm. de espesor/thickness

129



185682 Oxido Brick  
15x60 cm./5.9"x23.6" **M1001**  
10 mm. de espesor/thickness

129



185683 Nero Brick  
15x60 cm./5.9"x23.6" **M1001**  
10 mm. de espesor/thickness

128



186452 Bianco Brick Corner  
15x60 cm./5.9"x23.6" **D309**  
10 mm. de espesor/thickness

128



186361 Quarzita Brick Corner  
15x60 cm./5.9"x23.6" **D309**  
10 mm. de espesor/thickness

129



186362 Oxido Brick Corner  
15x60 cm./5.9"x23.6" **D309**  
10 mm. de espesor/thickness

129



186363 Nero Brick Corner  
15x60 cm./5.9"x23.6" **D309**  
10 mm. de espesor/thickness

**i** Con el fin de reducir la aparición de oxidaciones en la superficie de la pieza, se recomienda sellarla con nuestro sellador (pág 211).  
*To avoid rusting coming out on the surface of pieces, we highly recommend you treat them with our sealer (pag 211).*



121




187127 Alea Copper  
15x60 cm./5.9"x23.6" D896  
8 mm. de espesor/thickness

182




186376 Teca Natura  
30x67 cm./11.8"x26.4" D963  
14 mm. de espesor/thickness

120




187126 Alea Grey  
15x60 cm./5.9"x23.6" D896  
8 mm. de espesor/thickness



186908 Sumba Nature  
30x60 cm./11.8"x23.6" D964  
12 mm. de espesor/thickness

Disponibles hasta fin de existencias /  
Products available while stock lasts



186950 Aloa Nature  
19x119 cm./7.5"x46.9" M1026  
25 mm. de espesor/thickness



186951 Atalaya Nature  
19x119 cm./7.5"x46.9" M1026  
25 mm. de espesor/thickness

67



187459 Exa Flat Arena  
23x27 cm./9.1"x10.6" M931  
9 mm. de espesor/thickness

67



187460 Exa Medium Arena  
23x27 cm./9.1"x10.6" M960  
9 mm. de espesor/thickness

67



187461 Exa Full Arena  
23x27 cm./9.1"x10.6" M960  
9 mm. de espesor/thickness

67


69

71

89

173

175



187422 Arena  
29,5x90,1 cm./11.6"x35.5" M925  
12 mm. de espesor/thickness

65



187440 Exa Flat White  
23x27 cm./9.1"x10.6" M917  
9 mm. de espesor/thickness

65



187441 Exa Medium White  
23x27 cm./9.1"x10.6" M930  
9 mm. de espesor/thickness

65



187442 Exa Full White  
23x27 cm./9.1"x10.6" M960  
9 mm. de espesor/thickness

71



187435 Delicious  
29,5x90,1 cm./11.6"x35.5" D899  
12 mm. de espesor/thickness

135



187447 Exa Deluxe  
23x27 cm./9.1"x10.6" D925  
8 mm. de espesor/thickness  
(Cristal / Glass)

69



187428 Alquimia  
29,5x90,1 cm./11.6"x35.5" D899  
12 mm. de espesor/thickness



72 74 76 160 161 193 195 207



R

187313 Hipster Smoke  
29,5x90,1 cm./11.6"x35.5" M925  
12 mm. de espesor/thickness

74



R

187322 Collage Smoke  
29,5x90,1 cm./11.6"x35.5" D945  
12 mm. de espesor/thickness

74 77 78



R

187310 Hipster Metal  
29,5x90,1 cm./11.6"x35.5" M925  
12 mm. de espesor/thickness

72



R

187314 Hipster Brick Smoke  
29,5x90,1 cm./11.6"x35.5" M931  
12 mm. de espesor/thickness

76



R

187319 Indigo  
29,5x90,1 cm./11.6"x35.5" D895  
12 mm. de espesor/thickness

72



R

187284 Galena Red  
7,3x90,1 cm./2.9"x35.5" \*D787  
13 mm. de espesor/thickness

69 72 74 76 193 207



P

R

R

187292 Smoke Rec-bis  
60x60 cm./23.6"x23.6" M920  
10 mm. de espesor/thickness (Clase 0/Class 0)



P

R

R

187303 Rodapie Hipster Smoke Rec-bis  
9,5x60 cm./3.7"x23.6" D153  
10 mm. de espesor/thickness



P

R

R

187304 Rodapie Hipster Metal Rec-bis  
9,5x60 cm./3.7"x23.6" D153  
10 mm. de espesor/thickness

53 77 78 144 174



P

R


R

187293 Metal Rec-bis  
60x60 cm./23.6"x23.6" M920  
10 mm. de espesor/thickness (Clase 0/Class 0)

\*Venta a cajas completas  
\*Sold per complete boxes



73 75 77 87 143 179 206



R

187311 Hipster Mist  
29,5x90,1 cm./11.6"x35.5" M925  
12 mm. de espesor/thickness

75



R

187327 Collage Mist  
29,5x90,1 cm./11.6"x35.5" D945  
12 mm. de espesor/thickness

76



187318 Lux Plata  
1,5x90,1 cm./0.6"x35.5" \*D461  
12 mm. de espesor/thickness

81



187317 Lux Oro  
1,5x90,1 cm./0.6"x35.5" \*D461  
12 mm. de espesor/thickness

73 78



R

187312 Hipster Brick Mist  
29,5x90,1 cm./11.6"x35.5" M931  
12 mm. de espesor/thickness

77



R

187320 Impressions  
29,5x90,1 cm./11.6"x35.5" D895  
12 mm. de espesor/thickness

73 75



P

R

●

187291 Mist Rec-bis  
60x60 cm./23.6"x23.6" M920  
10 mm. de espesor/thickness (Clase 0/Class 0)



P

R

●

187302 Rodapie Hipster Mist Rec-bis  
9,5x60 cm./3.7"x23.6" D153  
10 mm. de espesor/thickness

\*Venta a cajas completas  
\*Sold per complete boxes



79 82 83 161




187307 Glory Travertine Gloss  
29,5x90,1 cm./11.6"x35.5" M925  
12 mm. de espesor/thickness

80



187309 Glory Strips  
29,5x90,1 cm./11.6"x35.5" M931  
12 mm. de espesor/thickness

80 81 193



187308 Glory Travertine Matt  
29,5x90,1 cm./11.6"x35.5" M925  
12 mm. de espesor/thickness

83




187321 Amaluna  
29,5x90,1 cm./11.6"x35.5" D917  
12 mm. de espesor/thickness

82



187315 Suprema  
29,5x90,1 cm./11.6"x35.5" D991  
12 mm. de espesor/thickness

81



187316 Kilim  
29,5x90,1 cm./11.6"x35.5" D917  
12 mm. de espesor/thickness

79 82 83 161



187289 Travertine Gloss Rec-bis  
60x60 cm./23.6"x23.6" M920  
10 mm. de espesor/thickness (Clase 0/Class 0)

79



187283 Galena Ivory  
7,3x90,1 cm./2.9"x35.5" \*D787  
13 mm. de espesor/thickness

80 81 193



187290 Travertine Matt Rec-bis  
60x60 cm./23.6"x23.6" M920  
10 mm. de espesor/thickness (Clase 0/Class 0)




187300 Rodapie Travertine Gloss Rec-bis  
9,5x60 cm./3.7"x23.6" D153  
10 mm. de espesor/thickness



187301 Rodapie Travertine Matt Rec-bis  
9,5x60 cm./3.7"x23.6" D153  
10 mm. de espesor/thickness

\*Venta a cajas completas  
\*Sold per complete boxes

84 152 174 181 185 198



187139 Nova Cinza  
29,5x90,1 cm./11.6"x35.5" M925  
12 mm. de espesor/thickness

85 88 164 176 183 185 201




187140 Nova Cimento  
29,5x90,1 cm./11.6"x35.5" M925  
12 mm. de espesor/thickness

84 181



187147 Nova Madeira  
29,5x90,1 cm./11.6"x35.5" M931  
10 mm. de espesor/thickness

84



187152 Origins  
29,5x90,1 cm./11.6"x35.5" D917  
12 mm. de espesor/thickness

85



187156 Underground  
29,5x90,1 cm./11.6"x35.5" ST1008 (=2 pcs)  
12 mm. de espesor/thickness

155 176



187128 Alum Silver  
2,3x90,1 cm./0.9"x35.5" D206\*  
8 mm. de espesor/thickness

84 85 120 164 176 179  
181 185 198 201



187141 Cimento Rec-bis  
60x60 cm./23.6"x23.6" M920  
10 mm. de espesor/thickness (Clase 1/Class 1)



187159 Rodapie Cimento Rec-bis  
9,5x60 cm./3.7"x23.6" D153  
10 mm. de espesor/thickness

\*Para una mayor protección de este producto. los pedidos se servirán en packs indivisibles de 6 piezas /  
For a better protection of these items. they will be delivered in indivisible packages of 6 pieces.

☐ Páginas con información del producto y fotografías de ambiente / Pages with product information and setting photographs



90 92 93 97 154



187142 Imperiale Chiaro  
29,5x90,1 cm./11.6"x35.5" M925  
12 mm. de espesor/thickness

90 91 93 94 96 165 200 204



187143 Imperiale Mezzo  
29,5x90,1 cm./11.6"x35.5" M925  
12 mm. de espesor/thickness

90 154




187145 Imperiale Brezza  
29,5x90,1 cm./11.6"x35.5" M931  
10 mm. de espesor/thickness

92



187149 Whispers  
29,5x90,1 cm./11.6"x35.5" M985  
12 mm. de espesor/thickness

94



187153 Emotions  
29,5x90,1 cm./11.6"x35.5" M985  
12 mm. de espesor/thickness

93



187151 Hexagon  
29,5x90,1 cm./11.6"x35.5" M985  
12 mm. de espesor/thickness

92




187168 Capitel Chiaro  
7,5x29,5 cm./3"x11.6" D205  
12 mm. de espesor/thickness

91 94



187169 Capitel Mezzo  
7,5x29,5 cm./3"x11.6" D205  
12 mm. de espesor/thickness

91



187150 Romance  
29,5x90,1 cm./11.6"x35.5" D962  
12 mm. de espesor/thickness

92



187166 Alzata Chiaro  
15x29,5 cm./5.9"x11.6" D382  
12 mm. de espesor/thickness

91 94



187167 Alzata Mezzo  
15x29,5 cm./5.9"x11.6" D382  
12 mm. de espesor/thickness

94 204



187130 Alum Copper  
2,3x90,1 cm./0.9"x35.5" D206\*  
8 mm. de espesor/thickness

165



187129 Alum Gold  
2,3x90,1 cm./0.9"x35.5" D206\*  
8 mm. de espesor/thickness

90 91 92 93 94 96

154 200 204



187170 Mezzo Rec-bis  
60x60 cm./23.6"x23.6" M920  
10 mm. de espesor/thickness (Clase 0/Class 0)



187160 Rodapie Mezzo Rec-bis  
9,5x60 cm./3.7"x23.6" D153  
10 mm. de espesor/thickness

\*Para una mayor protección de este producto. los pedidos se servirán en packs indivisibles de 6 piezas / For a better protection of these items. they will be delivered in indivisible packages of 6 pieces.



95 96 97



187144 Imperiale Scuro  
29,5x90,1 cm./11.6"x35.5" **M925**  
12 mm. de espesor/thickness

95



187154 Tangerine  
29,5x90,1 cm./11.6"x35.5" **D962**  
12 mm. de espesor/thickness

95 97 197



187171 Scuro Rec-bis  
60x60 cm./23.6"x23.6" **M920**  
10 mm. de espesor/thickness (Clase 0/Class 0)



187161 Rodapie Scuro Rec-bis  
9,5x60 cm./3.7"x23.6" **D153**  
10 mm. de espesor/thickness

96



187185 Agora Listellino  
4x29,5 cm./1.6"x11.6" **D382**  
12 mm. de espesor/thickness

96



187186 Agora Listello  
10x29,5 cm./3.9"x11.6" **D853**  
12 mm. de espesor/thickness

96



187187 Agora Alzata  
12x29,5 cm./4.7"x11.6" **D909**  
12 mm. de espesor/thickness

94 204



187130 Alum Copper  
2,3x90,1 cm./0.9"x35.5" **D206\***  
8 mm. de espesor/thickness

165



187129 Alum Gold  
2,3x90,1 cm./0.9"x35.5" **D206\***  
8 mm. de espesor/thickness

97



187173 Presenza  
7,5x29,5 cm./3"x11.6" **D541**  
12 mm. de espesor/thickness

97



187165 Capitel Scuro  
7,5x29,5 cm./3"x11.6" **D205**  
12 mm. de espesor/thickness

95




187164 Alzata Scuro  
15x29,5 cm./5.9"x11.6" **D382**  
12 mm. de espesor/thickness

\*Para una mayor protección de este producto. los pedidos se servirán en packs indivisibles de 6 piezas /  
For a better protection of these items. they will be delivered in indivisible packages of 6 pieces.


□ Páginas con información del producto y fotografías de ambiente / Pages with product information and setting photographs

105 144 149 150 157 158 180  
203




186538 Cosmopolitan Blanco Brillo  
25x75 cm./9.8"x29.5" M782  
10 mm. de espesor/thickness

106 107 149 153



186539 Cosmopolitan Blanco Mate  
25x75 cm./9.8"x29.5" M782  
10 mm. de espesor/thickness

106



186566 Alhambra  
12x75 cm./4.7"x29.5" D960  
10 mm. de espesor/thickness

107



186730 Mayolica  
25x75 cm./9.8"x29.5" ST966 (=2 pcs)  
10 mm. de espesor/thickness

106



186590 Diva  
25x75 cm./9.8"x29.5" D917  
10 mm. de espesor/thickness

105



186761 Utopia  
25x75 cm./9.8"x29.5" ST1022 (=3 pcs)  
10 mm. de espesor/thickness

107



186912 Al-andalus  
25x75 cm./9.8"x29.5" ST973 (=2 pcs)  
10 mm. de espesor/thickness




186568 Santorini  
25x75 cm./9.8"x29.5" D787  
10 mm. de espesor/thickness



186577 Listel Santorini  
7.9x75 cm./3.1"x29.5" D432  
10 mm. de espesor/thickness

Disponibles hasta fin de existencias /  
Products available while stock lasts

107 137 179 203

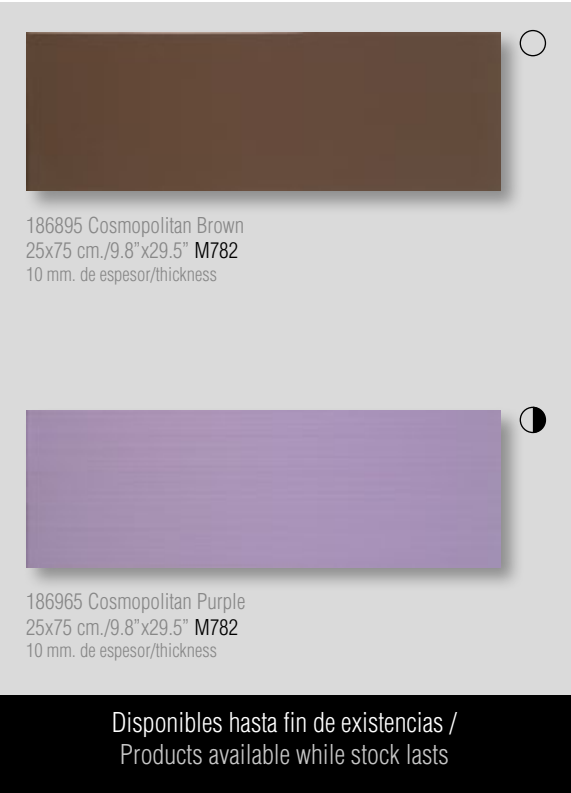


186893 Cosmopolitan Fussion  
25x75 cm./9.8"x29.5" **M782**  
10 mm. de espesor/thickness

98



186946 Carisma  
25x75 cm./9.8"x29.5" **D969**  
10 mm. de espesor/thickness



186895 Cosmopolitan Brown  
25x75 cm./9.8"x29.5" **M782**  
10 mm. de espesor/thickness

186965 Cosmopolitan Purple  
25x75 cm./9.8"x29.5" **M782**  
10 mm. de espesor/thickness

Disponibles hasta fin de existencias /  
Products available while stock lasts

136 199



186897 Cosmopolitan Statuario  
25x75 cm./9.8"x29.5" **M872**  
10 mm. de espesor/thickness

102




186753 Nuur  
25x75 cm./9.8"x29.5" **D935**  
10 mm. de espesor/thickness

99



186963 Metropolitan  
25x75 cm./9.8"x29.5" **ST981 (=2 pcs)**  
10 mm. de espesor/thickness




186710 Cosmopolitan Travertino  
25x75 cm./9.8"x29.5" **M872**  
10 mm. de espesor/thickness

104



186947 Nazari  
12x75 cm./4.7"x29.5" **D962**  
10 mm. de espesor/thickness

98 99 114 181



186899 Moma Brown  
31,6x31,6 cm./12.4"x12.4" **M671**  
8,5 mm. de espesor/thickness





103 104



186896 Cosmopolitan Pulpis  
25x75 cm./9.8"x29.5" **M872**  
10 mm. de espesor/thickness

103 104



186919 Valentina  
25x75 cm./9.8"x29.5" **D787**  
10 mm. de espesor/thickness

101



186661 Angulo Cosmopolitan Marfil  
1,5x25 cm./0.6"x9.8" **D205**  
10 mm. de espesor/thickness

101




186660 Corner London Cosmopolitan Marfil  
3x5 cm./1.2"x2" **D382**  
10 mm. de espesor/thickness

101




186659 Corner Zocalo Cosmopolitan Marfil  
3x10 cm./1.2"x3.9" **D461**  
10 mm. de espesor/thickness

101 102 103 137 138 148 188



186541 Cosmopolitan Marfil  
25x75 cm./9.8"x29.5" **M872**  
10 mm. de espesor/thickness

101



186569 Natasha  
25x75 cm./9.8"x29.5" **D917**  
10 mm. de espesor/thickness

102



186762 Renoir  
25x75 cm./9.8"x29.5" **D925**  
10 mm. de espesor/thickness

101 188



186599 London Cosmopolitan Marfil  
5x75 cm./2"x29.5" **D382**  
10 mm. de espesor/thickness

101 188



186595 Zocalo Cosmopolitan Marfil  
10x75 cm./3.9"x29.5" **D541**  
10 mm. de espesor/thickness

101



186578 Strip Oro  
2x75 cm./0.8"x29.5" **D432**  
12 mm. de espesor/thickness

99 103



186928 Touch  
10x75,4 cm./3.9"x29.7" **D541**  
10 mm. de espesor/thickness



186574 Listel Oro Chiaro  
1,5x75 cm./0.6"x29.5" **D308**  
10 mm. de espesor/thickness



186573 Listel Argentio  
1,5x75 cm./0.6"x29.5" **D308**  
10 mm. de espesor/thickness




186774 Capitel Oro Viejo  
9x25 cm./3.5"x9.8" **D244**  
10 mm. de espesor/thickness



186921 Capitel Plata  
9x25 cm./3.5"x9.8" **D244**  
10 mm. de espesor/thickness



186773 Alzata Oro Viejo  
15x25 cm./5.9"x9.8" **D461**  
10 mm. de espesor/thickness




186920 Alzata Plata  
15x25 cm./5.9"x9.8" **D461**  
10 mm. de espesor/thickness

Disponibles hasta fin de existencias /  
Products available while stock lasts



86




187475 3D White  
25x25 cm./9.8"x9.8" M977  
9 mm. de espesor/thickness

87




187449 3D Tissu Light  
25x25 cm./9.8"x9.8" M960  
9 mm. de espesor/thickness

88




187450 3D Tissu Dark  
25x25 cm./9.8"x9.8" M960  
9 mm. de espesor/thickness

89



187452 3D Bosque Light  
25x25 cm./9.8"x9.8" M960  
9 mm. de espesor/thickness

89



187451 3D Bosque Mix  
25x25 cm./9.8"x9.8" M960  
9 mm. de espesor/thickness

112



186484 Red Pad  
30x60 cm./11.8"x23.6" D925  
10 mm. de espesor/thickness

112



186483 White Pad  
30x60 cm./11.8"x23.6" D917  
10 mm. de espesor/thickness

112




186593 Platinum Pad  
30x60 cm./11.8"x23.6" D990  
10 mm. de espesor/thickness

112



186594 Golden Pad  
30x60 cm./11.8"x23.6" D991  
10 mm. de espesor/thickness

113




186945 Surf  
30x60 cm./11.8"x23.6" ST976 (=2 pcs)  
10 mm. de espesor/thickness

113



186335 Black Keops  
30x60 cm./11.8"x23.6" D915  
10 mm. de espesor/thickness

111



186591 Platinum Keops  
30x60 cm./11.8"x23.6" D990  
10 mm. de espesor/thickness

111



186592 Golden Keops  
30x60 cm./11.8"x23.6" D991  
10 mm. de espesor/thickness

114



186958 Victorian  
30x60 cm./11.8"x23.6" D962  
10 mm. de espesor/thickness

110



186585 Platinum Dune  
30x60 cm./11.8"x23.6" D990  
10 mm. de espesor/thickness


110



186584 Golden Dune  
30x60 cm./11.8"x23.6" D991  
10 mm. de espesor/thickness




115 155



185504 Loft Blanco Brillo  
15x60 cm./5.9"x23.6" M925  
11 mm. de espesor/thickness

120 122 150 191



185505 Loft Blanco Mate  
15x60 cm./5.9"x23.6" M925  
11 mm. de espesor/thickness

116 117 119 121 140 141 155 196




185507 Loft Negro Mate  
15x60 cm./5.9"x23.6" M931  
11 mm. de espesor/thickness

Disponibles hasta fin de existencias /  
Products available while stock lasts



185668 Ace-treme  
9,5x60 cm./3.7"x23.6" D688  
10 mm. de espesor/thickness




186448 Living Blanco Brillo  
30x60 cm./11.8"x23.6" M782  
10 mm. de espesor/thickness

115



185860 Moon Pure Silver  
15x60 cm./5.9"x23.6" D960  
11 mm. de espesor/thickness

115



185861 Moon Pure Gold  
15x60 cm./5.9"x23.6" D962  
11 mm. de espesor/thickness

116



185666 Damasco Pure Golden  
15x60 cm./5.9"x23.6" D960  
11 mm. de espesor/thickness

130



185849 Perlas Oro  
0,6x25 cm./0.2"x9.8" D173  
9 mm. de espesor/thickness

123



187191 Folding Silver  
15x60 cm./5.9"x23.6" D922  
11 mm. de espesor/thickness

123



187190 Folding Gold  
15x60 cm./5.9"x23.6" D922  
11 mm. de espesor/thickness

122




187188 Folding Flowers  
15x60 cm./5.9"x23.6" D432  
11 mm. de espesor/thickness

122



187189 Folding Roses  
15x60 cm./5.9"x23.6" D432  
11 mm. de espesor/thickness



186346 Living Blanco Mate  
30x60 cm./11.8"x23.6" M782  
10 mm. de espesor/thickness



186475 Anastasia  
30x60 cm./11.8"x23.6" D962  
10 mm. de espesor/thickness

50 54 60 63 89 143 160



187326 Aosta Roble  
22x85 cm./8.7"x33.5" **M849**  
9 mm. de espesor/thickness (Clase 1/Class 1)

50

59 67 142 152 175 196



187324 Aosta Argent  
22x85 cm./8.7"x33.5" **M849**  
9 mm. de espesor/thickness (Clase 1/Class 1)

61 62 64



187325 Aosta Cenere  
22x85 cm./8.7"x33.5" **M849**  
9 mm. de espesor/thickness (Clase 1/Class 1)



187356 Rodapie Aosta Roble  
7x85 cm./2.8"x33.5" **D222**  
9 mm. de espesor/thickness



187354 Rodapie Aosta Argent  
7x85 cm./2.8"x33.5" **D222**  
9 mm. de espesor/thickness



187355 Rodapie Aosta Cenere  
7x85 cm./2.8"x33.5" **D222**  
9 mm. de espesor/thickness

69 72 74 76 193 207



187292 Smoke Rec-bis  
60x60 cm./23.6"x23.6" **M920**  
10 mm. de espesor/thickness (Clase 0/Class 0)

53 77 78 144 174



187293 Metal Rec-bis  
60x60 cm./23.6"x23.6" **M920**  
10 mm. de espesor/thickness (Clase 0/Class 0)

73 75



187291 Mist Rec-bis  
60x60 cm./23.6"x23.6" **M920**  
10 mm. de espesor/thickness (Clase 0/Class 0)

84 85 120 164 176 179  
181 185 198 201




187141 Cimento Rec-bis  
60x60 cm./23.6"x23.6" **M920**  
10 mm. de espesor/thickness (Clase 1/Class 1)



187303 Rodapie Hipster Smoke Rec-bis  
9,5x60 cm./3.7"x23.6" **D153**  
10 mm. de espesor/thickness



187304 Rodapie Hipster Metal Rec-bis  
9,5x60 cm./3.7"x23.6" **D153**  
10 mm. de espesor/thickness



187302 Rodapie Hipster Mist Rec-bis  
9,5x60 cm./3.7"x23.6" **D153**  
10 mm. de espesor/thickness




187159 Rodapie Cimento Rec-bis  
9,5x60 cm./3.7"x23.6" **D153**  
10 mm. de espesor/thickness

107 127 155 157 158 203




186630 Milano Cement  
60x60 cm./23.6"x23.6" **M920**  
10 mm. de espesor/thickness (Clase 1/Class 1)

47 48 49 51 56 71 105 119 121  
123 136 151 155 156 173 180 192 203



186634 Milano Anthracite  
60x60 cm./23.6"x23.6" **M920**  
10 mm. de espesor/thickness (Clase 1/Class 1)



186632 Milano Beige  
60x60 cm./23.6"x23.6" **M920**  
10 mm. de espesor/thickness (Clase 1/Class 1)


127



186631 Rodapie Milano Cement  
8x60 cm./3.1"x23.6" **D153**  
10 mm. de espesor/thickness



186635 Rodapie Milano Anthracite  
8x60 cm./3.1"x23.6" **D153**  
10 mm. de espesor/thickness



186633 Rodapie Milano Beige  
8x60 cm./3.1"x23.6" **D153**  
10 mm. de espesor/thickness

127




186961 Tandem  
60x60 cm./23.6"x23.6" **ST998** (=2 pcs)  
10 mm. de espesor/thickness (Clase 0/Class 0)

Disponibles hasta fin de existencias /  
Products available while stock lasts



79 82 83 161



187289 Travertine Gloss Rec-bis  
60x60 cm./23.6"x23.6" **M920**  
10 mm. de espesor/thickness (Clase 0/Class 0)

80 81 193



187290 Travertine Matt Rec-bis  
60x60 cm./23.6"x23.6" **M920**  
10 mm. de espesor/thickness (Clase 0/Class 0)

90 91 92 93 94 96  
154 200 204




187170 Mezzo Rec-bis  
60x60 cm./23.6"x23.6" **M920**  
10 mm. de espesor/thickness (Clase 0/Class 0)


95 97 197




187171 Scuro Rec-bis  
60x60 cm./23.6"x23.6" **M920**  
10 mm. de espesor/thickness (Clase 0/Class 0)



187300 Rodapie Travertine Gloss Rec-bis  
9,5x60 cm./3.7"x23.6" **D153**  
10 mm. de espesor/thickness



187301 Rodapie Travertine Matt Rec-bis  
9,5x60 cm./3.7"x23.6" **D153**  
10 mm. de espesor/thickness



187160 Rodapie Mezzo Rec-bis  
9,5x60 cm./3.7"x23.6" **D153**  
10 mm. de espesor/thickness



187161 Rodapie Scuro Rec-bis  
9,5x60 cm./3.7"x23.6" **D153**  
10 mm. de espesor/thickness



125



186713 Andria Travertino Rec-bis  
60x60 cm./23.6"x23.6" **M920**  
10 mm. de espesor/thickness (Clase 0/Class 0)

125



186720 Persepolis  
60x60 cm./23.6"x23.6" **D969**  
12 mm. de espesor/thickness (Clase 0/Class 0)

125




186722 Cremona  
60x60 cm./23.6"x23.6" **D969**  
10 mm. de espesor/thickness (Clase 0/Class 0)

125



186721 Cremona Deco  
60x60 cm./23.6"x23.6" **D969**  
10 mm. de espesor/thickness (Clase 0/Class 0)

125



186769 Rodapie Andria Travertino Rec-bis  
9,5x60 cm./3.7"x23.6" **D153**  
10 mm. de espesor/thickness

125



186724 Taco Persepolis  
15x15 cm./5.9"x5.9" **D244**  
10 mm. de espesor/thickness (Clase 0/Class 0)

125



186723 Cenefa Persepolis  
15x60 cm./5.9"x23.6" **D461**  
10 mm. de espesor/thickness (Clase 0/Class 0)



186900 Pulpis Rec-bis  
60x60 cm./23.6"x23.6" **M920**  
10 mm. de espesor/thickness (Clase 0/Class 0)




186901 Rodapie Pulpis Rec-bis  
9,5x60 cm./3.7"x23.6" **D153**  
10 mm. de espesor/thickness

Disponibles hasta fin de existencias /  
Products available while stock lasts



102 126 138 188



186712 Andria Marfil Rec-bis  
60x60 cm./23.6"x23.6" **M920**  
10 mm. de espesor/thickness (Clase 0/Class 0)

126



186910 Borgia  
60x60 cm./23.6"x23.6" **D971**  
10 mm. de espesor/thickness (Clase 0/Class 0)

126




186960 Borgia Deco  
60x60 cm./23.6"x23.6" **D971**  
10 mm. de espesor/thickness (Clase 0/Class 0)

101 148 158



186768 Rodapie Andria Marfil Rec-bis  
9,5x60 cm./3.7"x23.6" **D153**  
10 mm. de espesor/thickness



186542 Firenze Marfil  
60x60 cm./23.6"x23.6" **M872**  
10 mm. de espesor/thickness (Clase 1/Class 1)

101



186565 Acanto  
60x60 cm./23.6"x23.6" **D962**  
10 mm. de espesor/thickness (Clase 1/Class 1)

101



186572 Rodapie Firenze Marfil  
9,5x60 cm./3.7"x23.6" **D153**  
10 mm. de espesor/thickness



124 136 149 189 199




186902 Statuario Rec-bis  
60x60 cm./23.6"x23.6" **M920**  
10 mm. de espesor/thickness (Clase 0/Class 0)

124




186948 Bizancio  
60x60 cm./23.6"x23.6" **D971**  
10 mm. de espesor/thickness (Clase 0/Class 0)

124




186962 Bizancio Deco  
60x60 cm./23.6"x23.6" **D971**  
10 mm. de espesor/thickness (Clase 0/Class 0)

124



186966 Bizancio Carpet  
60x60 cm./23.6"x23.6" **D962**  
10 mm. de espesor/thickness (Clase 0/Class 0)

102



186714 Vicenza Onice Rect  
58,4x58,4 cm./23"x23" **M944**  
11 mm. de espesor/thickness (Clase 0/Class 0)



186716 Perugia  
58,4x58,4 cm./23"x23" **D969**  
11 mm. de espesor/thickness (Clase 0/Class 0)



186717 Perugia Deco  
58,4x58,4 cm./23"x23" **D969**  
11 mm. de espesor/thickness (Clase 0/Class 0)

136



186903 Rodapie Statuario Rec-bis  
9,5x60 cm./3.7"x23.6" **D153**  
10 mm. de espesor/thickness



186770 Rodapie Vicenza Onice Rec-bis  
9,5x58,4 cm./3.7"x23" **D222**  
10 mm. de espesor/thickness

Disponibles hasta fin de existencias /  
Products available while stock lasts

# SHAPES

by

DUNE  
WE ARE DECORATION

47 54 55 59



187328 Shapes White  
25x25 cm./9.8"x9.8" M914  
9 mm. de espesor/thickness

54



187415 Aria White  
25x25 cm./9.8"x9.8" M941  
9 mm. de espesor/thickness

51



187406 Bivio White  
25x25 cm./9.8"x9.8" M941  
9 mm. de espesor/thickness

47



187409 Luna White  
25x25 cm./9.8"x9.8" M941  
9 mm. de espesor/thickness

55



187412 Mandorla White  
25x25 cm./9.8"x9.8" M941  
9 mm. de espesor/thickness

58



187434 Shapes Luce  
25x25 cm./9.8"x9.8" M925  
9 mm. de espesor/thickness

57



187432 Aria Luce  
25x25 cm./9.8"x9.8" M960  
9 mm. de espesor/thickness

58



187439 Bivio Luce  
25x25 cm./9.8"x9.8" M960  
9 mm. de espesor/thickness

58



187433 Luna Luce  
25x25 cm./9.8"x9.8" M960  
9 mm. de espesor/thickness


57



187431 Mandorla Luce  
25x25 cm./9.8"x9.8" M960  
9 mm. de espesor/thickness




48 50



187405 Shapes Panna  
25x25 cm./9.8"x9.8" **M914**  
9 mm. de espesor/thickness

52




187417 Aria Panna  
25x25 cm./9.8"x9.8" **M941**  
9 mm. de espesor/thickness

50




187408 Bivio Panna  
25x25 cm./9.8"x9.8" **M941**  
9 mm. de espesor/thickness

48




187411 Luna Panna  
25x25 cm./9.8"x9.8" **M941**  
9 mm. de espesor/thickness

55



187414 Mandorla Panna  
25x25 cm./9.8"x9.8" **M941**  
9 mm. de espesor/thickness

48 50 55



187404 Shapes Greige  
25x25 cm./9.8"x9.8" **M914**  
9 mm. de espesor/thickness

52




187416 Aria Greige  
25x25 cm./9.8"x9.8" **M941**  
9 mm. de espesor/thickness

50



187407 Bivio Greige  
25x25 cm./9.8"x9.8" **M941**  
9 mm. de espesor/thickness

48




187410 Luna Greige  
25x25 cm./9.8"x9.8" **M941**  
9 mm. de espesor/thickness

55



187413 Mandorla Greige  
25x25 cm./9.8"x9.8" **M941**  
9 mm. de espesor/thickness

47 49 51 53



187424 Shapes Bronzo  
25x25 cm./9.8"x9.8" **M941**  
9 mm. de espesor/thickness

53




187421 Aria Bronzo  
25x25 cm./9.8"x9.8" **M963**  
9 mm. de espesor/thickness

49




187418 Bivio Bronzo  
25x25 cm./9.8"x9.8" **M963**  
9 mm. de espesor/thickness

47



187419 Luna Bronzo  
25x25 cm./9.8"x9.8" **M963**  
9 mm. de espesor/thickness

56



187420 Mandorla Bronzo  
25x25 cm./9.8"x9.8" **M963**  
9 mm. de espesor/thickness



63



187331 Shapes White Gloss  
25x25 cm./9.8"x9.8" **M914**  
9 mm. de espesor/thickness



187345 Origami White Gloss  
25x25 cm./9.8"x9.8" **M941**  
9 mm. de espesor/thickness



187341 Japan White Gloss  
25x25 cm./9.8"x9.8" **M941**  
9 mm. de espesor/thickness



187337 Kioto White Gloss  
25x25 cm./9.8"x9.8" **M941**  
9 mm. de espesor/thickness

63



187349 Multishapes White Gloss  
25x25 cm./9.8"x9.8" **M941**  
9 mm. de espesor/thickness

47

54

55

59



187328 Shapes White  
25x25 cm./9.8"x9.8" **M914**  
9 mm. de espesor/thickness

60



187342 Origami White  
25x25 cm./9.8"x9.8" **M941**  
9 mm. de espesor/thickness

59



187338 Japan White  
25x25 cm./9.8"x9.8" **M941**  
9 mm. de espesor/thickness

60



187334 Kioto White  
25x25 cm./9.8"x9.8" **M941**  
9 mm. de espesor/thickness



187346 Multishapes White  
25x25 cm./9.8"x9.8" **M941**  
9 mm. de espesor/thickness

61

62



187330 Shapes Smoke  
25x25 cm./9.8"x9.8" **M914**  
9 mm. de espesor/thickness


61



187344 Origami Smoke  
25x25 cm./9.8"x9.8" **M941**  
9 mm. de espesor/thickness



187340 Japan Smoke  
25x25 cm./9.8"x9.8" **M941**  
9 mm. de espesor/thickness



187336 Kioto Smoke  
25x25 cm./9.8"x9.8" **M941**  
9 mm. de espesor/thickness



187348 Multishapes Smoke  
25x25 cm./9.8"x9.8" **M941**  
9 mm. de espesor/thickness



61 64




187329 Shapes Black  
25x25 cm./9.8"x9.8" M914  
9 mm. de espesor/thickness

62 64



187343 Origami Black  
25x25 cm./9.8"x9.8" M941  
9 mm. de espesor/thickness

64




187339 Japan Black  
25x25 cm./9.8"x9.8" M941  
9 mm. de espesor/thickness

64



187335 Kioto Black  
25x25 cm./9.8"x9.8" M941  
9 mm. de espesor/thickness



187347 Multishapes Black  
25x25 cm./9.8"x9.8" M941  
9 mm. de espesor/thickness

47 49 51 53



187424 Shapes Bronzo  
25x25 cm./9.8"x9.8" M941  
9 mm. de espesor/thickness



187485 Origami Bronzo  
25x25 cm./9.8"x9.8" M963  
9 mm. de espesor/thickness



187487 Japan Bronzo  
25x25 cm./9.8"x9.8" M963  
9 mm. de espesor/thickness



187486 Kioto Bronzo  
25x25 cm./9.8"x9.8" M963  
9 mm. de espesor/thickness



187488 Multishapes Bronzo  
25x25 cm./9.8"x9.8" M963  
9 mm. de espesor/thickness



62



187350 Origami Gold  
25x25 cm./9.8"x9.8" D659  
9 mm. de espesor/thickness



59



187351 Japan Gold  
25x25 cm./9.8"x9.8" D659  
9 mm. de espesor/thickness




64



187352 Kioto Silver  
25x25 cm./9.8"x9.8" D659  
9 mm. de espesor/thickness



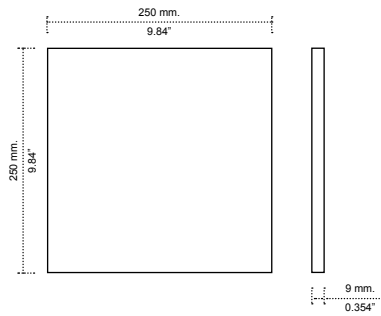
63



187353 Multishapes Silver  
25x25 cm./9.8"x9.8" D659  
9 mm. de espesor/thickness

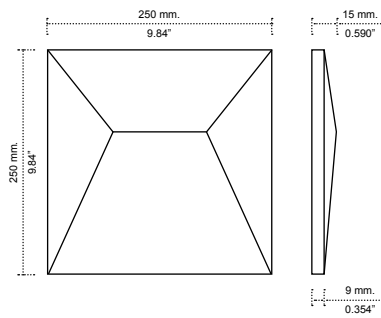


Shapes

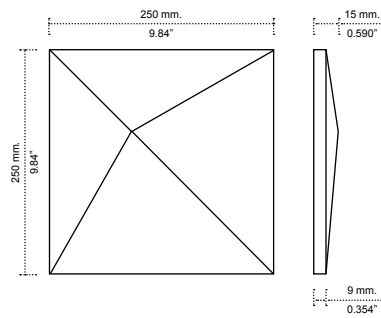


SHAPES

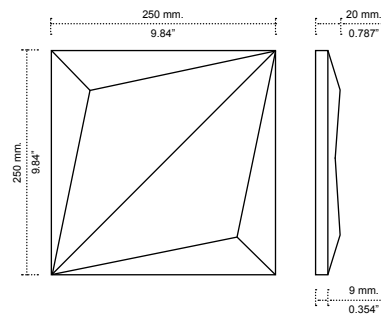
Japan



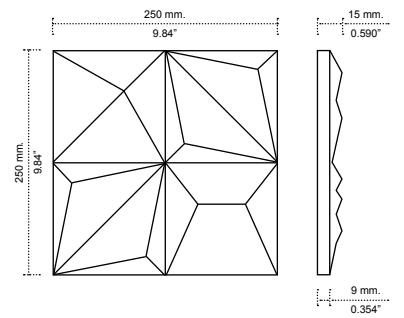
Kioto



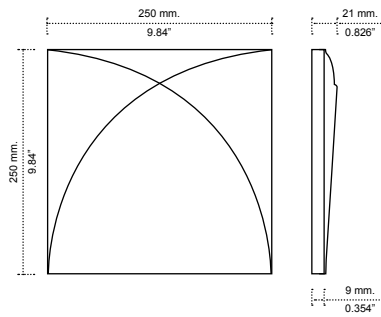
Origami



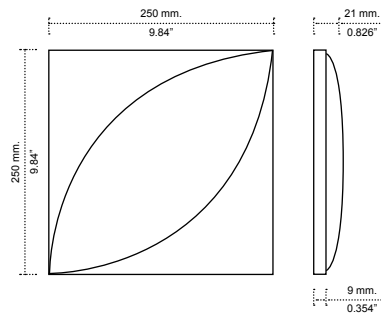
Multishapes



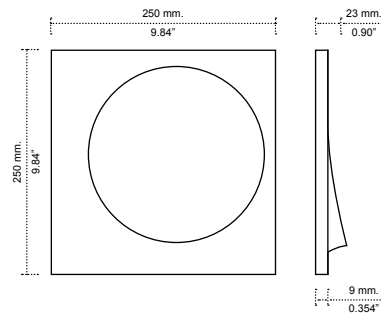
Bivio



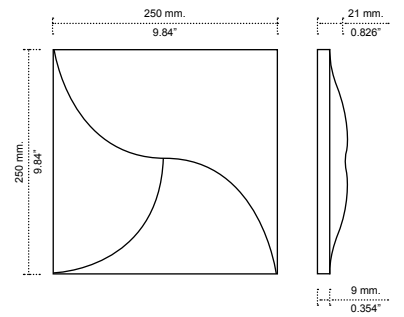
Mandorla

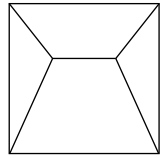


Luna

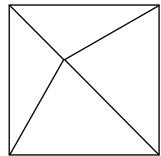
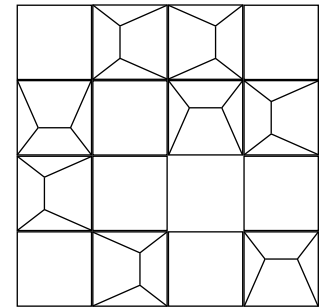
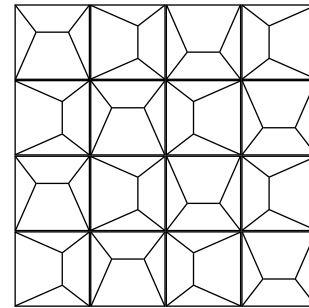
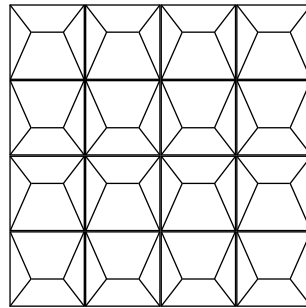
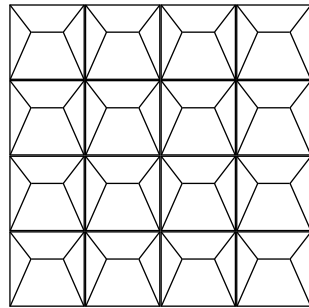


Aria

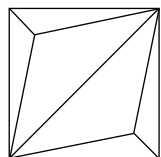
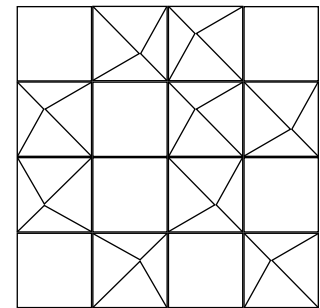
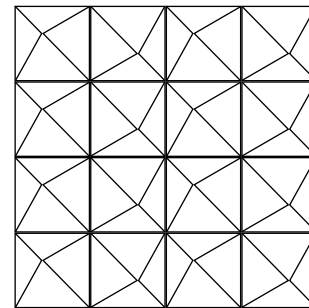
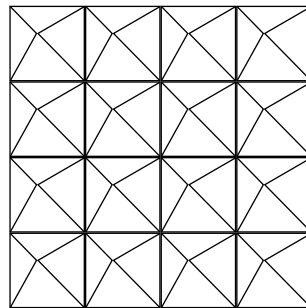
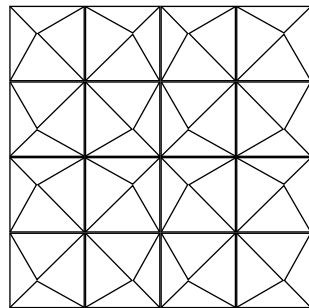




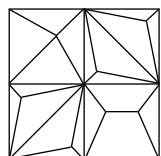
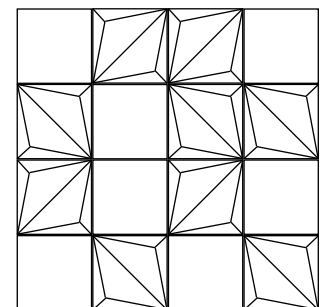
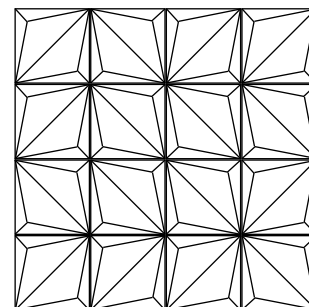
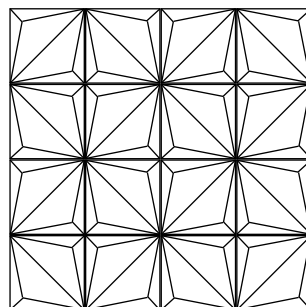
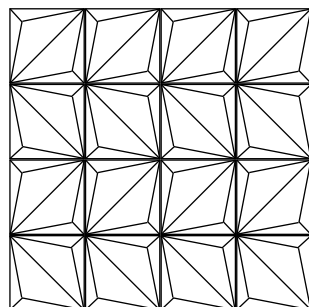
Japan



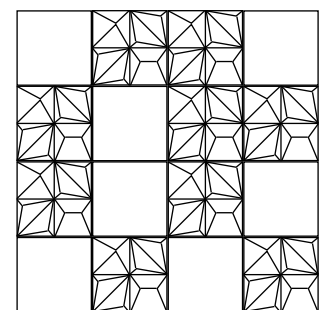
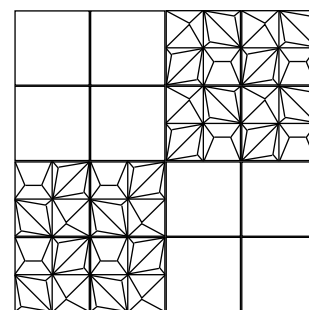
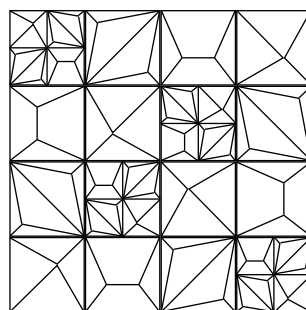
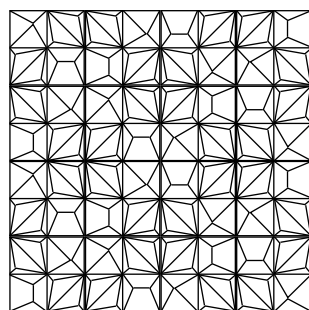
Kioto

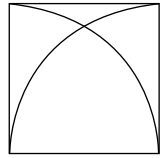


Origami

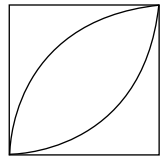
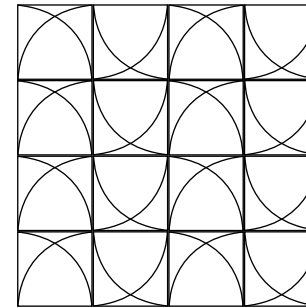
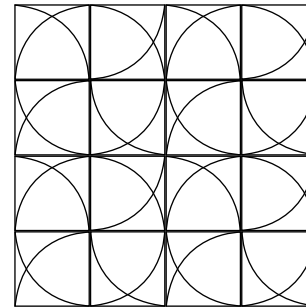
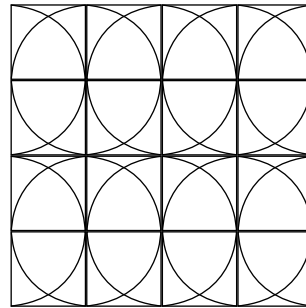



Multishapes

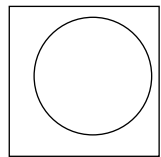

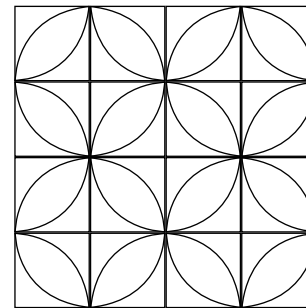






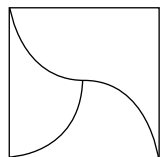
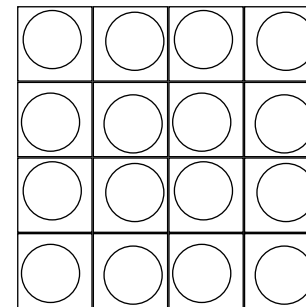
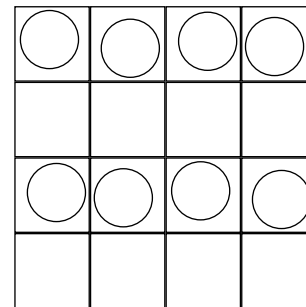
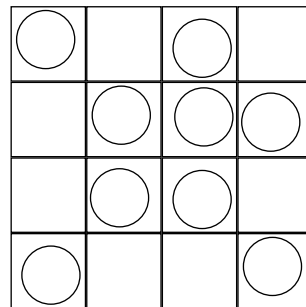
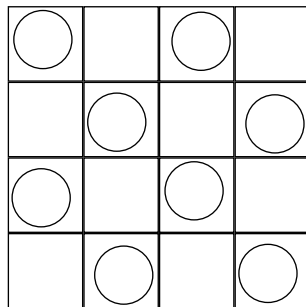
Bivio



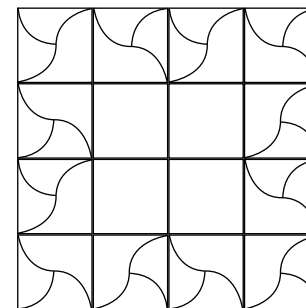
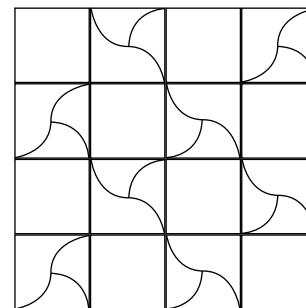


Mandorla




Luna




Aria








187409 Luna White  
25x25 cm./9.8"x9.8" M941  
9 mm. de espesor/thickness



187328 Shapes White  
25x25 cm./9.8"x9.8" M914  
9 mm. de espesor/thickness



187419 Luna Bronzo  
25x25 cm./9.8"x9.8" M963  
9 mm. de espesor/thickness



187424 Shapes Bronzo  
25x25 cm./9.8"x9.8" M941  
9 mm. de espesor/thickness



186634 Milano Anthracite  
60x60 cm./23.6"x23.6" M920  
10 mm. de espesor/thickness (Clase 1/Class 1)

- N Novedad / New
- P Porcelánico / Porcelain
- R Rectificado / Rectified
- Acabado Mate/Mat Finish
- ◐ Acabado Satinado ó Mix Brillo-Mate / Satin Finish or Mix Glossy-Mat


	m <sup>2</sup>	kg	Lbs	mm	cm	m <sup>2</sup>									
16	10	11	24,25	60	0,63	37,5	Luna Bronzo	●	●				●	●	
16	10	11	24,25	60	0,63	37,5	Luna White	●	●				●	●	
2,78	4	29,8	65,7	30	1,44	43,2	Milano Anthracite	●	●	●	●	●	●	●	●
16	16	15,36	33,86	60	1	60	Shapes Bronzo	●	●				●	●	
16	16	15,84	34,92	60	1	60	Shapes White	●	●				●	●	

● = Ok C = Consultar/Consult



P  
R  
●

186634 Milano Anthracite  
60x60 cm./23.6"x23.6" M920  
10 mm. de espesor/thickness (Clase 1/Class 1)



N  
●

187405 Shapes Panna  
25x25 cm./9.8"x9.8" M914  
9 mm. de espesor/thickness



N  
●

187411 Luna Panna  
25x25 cm./9.8"x9.8" M941  
9 mm. de espesor/thickness



N  
●

187404 Shapes Greige  
25x25 cm./9.8"x9.8" M914  
9 mm. de espesor/thickness



N  
●

187410 Luna Greige  
25x25 cm./9.8"x9.8" M941  
9 mm. de espesor/thickness





●

187323 Lavabo Madison  
45x45x13 cm./17.7"x17.7"x5.1" E450  
10 mm. de espesor/thickness

- N Novedad / New
- P Porcelánico / Porcelain
- R Rectificado / Rectified
- Acabado Mate/Mat Finish

m <sup>2</sup>	kg	Lbs	m <sup>2</sup>	m <sup>2</sup>	m <sup>2</sup>										
4,94	1	23	50,71	21	0,2	4,25	Lavabo Madison								
16	10	11	24,25	60	0,63	37,5	Luna Greige	●	●						
16	10	11	24,25	60	0,63	37,5	Luna Panna	●	●						
2,78	4	29,8	65,7	30	1,44	43,2	Milano Anthracite	●	●	●	●	●	●	●	●
16	16	15,36	33,86	60	1	60	Shapes Greige	●	●						
16	16	15,36	33,86	60	1	60	Shapes Panna	●	●						

● = Ok C = Consultar/Consult



187418 Bivio Bronzo  
25x25 cm./9.8"x9.8" M963  
9 mm. de espesor/thickness


187424 Shapes Bronzo  
25x25 cm./9.8"x9.8" M941  
9 mm. de espesor/thickness

186634 Milano Anthracite  
60x60 cm./23.6"x23.6" M920  
10 mm. de espesor/thickness (Clase 1/Class 1)

- N Novedad / New
- P Porcelánico / Porcelain
- R Rectificado / Rectified
- Acabado Mate/Mat Finish
- ◐ Acabado Satinado ó Mix Brillo-Mate / Satin Finish or Mix Glossy-Mat

m <sup>2</sup>	kg	Lbs	m	m <sup>2</sup>													
16	10	12,5	27,56	60	0,63	37,5	Bivio Bronzo	●	●								
2,78	4	29,8	65,7	30	1,44	43,2	Milano Anthracite	●	●	●	●	●	●	●	●	●	●
16	16	15,36	33,86	60	1	60	Shapes Bronzo	●	●								

● = Ok C = Consultar/Consult




P ●

187326 Aosta Roble  
22x85 cm./8.7"x33.5" M849  
9 mm. de espesor/thickness (Clase 1/Class 1)



P ●

187356 Rodapie Aosta Roble  
7x85 cm./2.8"x33.5" D222  
9 mm. de espesor/thickness




N ●

187404 Shapes Greige  
25x25 cm./9.8"x9.8" M914  
9 mm. de espesor/thickness



N ●

187407 Bivio Greige  
25x25 cm./9.8"x9.8" M941  
9 mm. de espesor/thickness



N ●

187405 Shapes Panna  
25x25 cm./9.8"x9.8" M914  
9 mm. de espesor/thickness



N ●

187408 Bivio Panna  
25x25 cm./9.8"x9.8" M941  
9 mm. de espesor/thickness

- N Novedad / New
- P Porcelánico / Porcelain
- Acabado Mate/Mat Finish

m <sup>2</sup>	kg	Lbs	mm	mm	mm													
5,35	9	33,66	74,21	45	1,68	75,73	Aosta Roble	●	●	●	●	●	●	●	●	●	●	●
16	10	12,5	27,56	60	0,63	37,5	Bivio Greige	●	●	●	●	●	●	●	●	●	●	●
16	10	12,5	27,56	60	0,63	37,5	Bivio Panna	●	●	●	●	●	●	●	●	●	●	●
16,81	22	29,33	64,65	42	1,31	54,98	Rodapie Aosta Roble	●	●	●	●	●	●	●	●	●	●	●
16	16	15,36	33,86	60	1	60	Shapes Greige	●	●	●	●	●	●	●	●	●	●	●
16	16	15,36	33,86	60	1	60	Shapes Panna	●	●	●	●	●	●	●	●	●	●	●

● = Ok C = Consultar/Consult



P

R

●



N

●

187406 Bivio White  
25x25 cm./9.8"x9.8" M941  
9 mm. de espesor/thickness



N

●


187424 Shapes Bronzo  
25x25 cm./9.8"x9.8" M941  
9 mm. de espesor/thickness

186634 Milano Anthracite  
60x60 cm./23.6"x23.6" M920  
10 mm. de espesor/thickness (Clase 1/Class 1)

- N Novedad / New
- P Porcelánico / Porcelain
- R Rectificado / Rectified
- Acabado Mate/Mat Finish
- ◐ Acabado Satinado ó Mix Brillo-Mate / Satin Finish or Mix Glossy-Mat

m <sup>2</sup>	Paquete	Kg	Lbs	Paquete	m <sup>2</sup>	m <sup>2</sup>											
16	10	12,5	27,56	60	0,63	37,5	Bivio White	●	●								
2,78	4	29,8	65,7	30	1,44	43,2	Milano Anthracite	●	●	●	●	●	●	●	●	●	●
16	16	15,36	33,86	60	1	60	Shapes Bronzo	●	●								

● = Ok C = Consultar/Consult



N

●

187417 Aria Panna  
25x25 cm./9.8"x9.8" M941  
9 mm. de espesor/thickness

N Novedad / New



● Acabado Mate/Mat Finish

16 8 9,6 21,16 60 0,5 30

Aria Panna




● = Ok C = Consultar/Consult



N  
●

187424 Shapes Bronzo  
25x25 cm./9.8"x9.8" M941  
9 mm. de espesor/thickness



N  
●

187421 Aria Bronzo  
25x25 cm./9.8"x9.8" M963  
9 mm. de espesor/thickness




P  
R  
●

187293 Metal Rec-bis  
60x60 cm./23.6"x23.6" M920  
10 mm. de espesor/thickness (Clase 0/Class 0)


- N Novedad / New
- P Porcelánico / Porcelain
- R Rectificado / Rectified
- Acabado Mate/Mat Finish
- Acabado Satinado ó Mix Brillo-Mate / Satin Finish or Mix Glossy-Mat

m <sup>2</sup>	kg	Lbs	mm	m	m <sup>2</sup>												
16	8	9,6	21,16	60	0,5	30	Aria Bronzo	●	●								
2,78	3	22,92	50,53	40	1,08	43,2	Metal Rec-bis	●	●	●	●	●	●	●	●	●	●
16	16	15,36	33,86	60	1	60	Shapes Bronzo	●	●								


● = Ok C = Consultar/Consult



187415 Aria White  
25x25 cm./9.8"x9.8" M941  
9 mm. de espesor/thickness



187328 Shapes White  
25x25 cm./9.8"x9.8" M914  
9 mm. de espesor/thickness




187326 Aosta Roble  
22x85 cm./8.7"x33.5" M849  
9 mm. de espesor/thickness (Clase 1/Class 1)

- N Novedad / New
- P Porcelánico / Porcelain
- Acabado Mate/Mat Finish

m <sup>2</sup>	kg	Lbs	m	m <sup>2</sup>														
5,35	9	33,66	74,21	45	1,68	75,73	Aosta Roble	●	●	●	●	●	●	●	●	●	●	●
16	8	9,6	21,16	60	0,5	30	Aria White	●	●									●
16	16	15,84	34,92	60	1	60	Shapes White	●	●									●

● = Ok C = Consultar/Consult






187412 Mandorla White  
25x25 cm./9.8"x9.8" M941  
9 mm. de espesor/thickness

N


●



187328 Shapes White  
25x25 cm./9.8"x9.8" M914  
9 mm. de espesor/thickness

●


●



187413 Mandorla Greige  
25x25 cm./9.8"x9.8" M941  
9 mm. de espesor/thickness

N

●



187404 Shapes Greige  
25x25 cm./9.8"x9.8" M914  
9 mm. de espesor/thickness

N

●


N Novedad / New  
● Acabado Mate/Mat Finish

	m <sup>2</sup>	Paq	Kg	Lbs	Paq	m	m'										
16	8	9,84	21,69	60	0,5	30	Mandorla Greige	●	●								
16	8	9,84	21,69	60	0,5	30	Mandorla White	●	●								
16	16	15,36	33,86	60	1	60	Shapes Greige	●	●								
16	16	15,84	34,92	60	1	60	Shapes White	●	●								

● = Ok C = Consultar/Consult



186634 Milano Anthracite  
60x60 cm./23.6"x23.6" M920  
10 mm. de espesor/thickness (Clase 1/Class 1)



187420 Mandorla Bronzo  
25x25 cm./9.8"x9.8" M963  
9 mm. de espesor/thickness



- N Novedad / New
- P Porcelánico / Porcelain
- R Rectificado / Rectified
- Acabado Mate/Mat Finish
- ◐ Acabado Satinado ó Mix Brillo-Mate / Satin Finish or Mix Glossy-Mat

m <sup>2</sup>	kg	Lbs	m <sup>2</sup>	m <sup>2</sup>	m <sup>2</sup>
16	8	9,84	21,69	60	0,5
2,78	4	29,8	65,7	30	1,44



Mandorla Bronzo	•	•	•	•	•	•	•	•	•	•	•	•	•	•
Milano Anthracite	•	•	•	•	•	•	•	•	•	•	•	•	•	•


• = Ok C = Consultar/Consult



187431 Mandorla Luce  
25x25 cm./9.8"x9.8" M960  
9 mm. de espesor/thickness



187427 Lavabo Siam  
30x30x10 cm./11.8"x11.8"x3.9" E270  
15 mm. de espesor/thickness



187432 Aria Luce  
25x25 cm./9.8"x9.8" M960  
9 mm. de espesor/thickness



- Novedad / New
- Aplicación metálica PVD / *Metalic application PVD*
- Acabado Brillo/*Glossy Finish*
- Acabado Satinado ó Mix Brillo-Mate / *Satin Finish or Mix Glossy-Mat*

16	8	9,6	21,16	60	0,5	30		Aria Luce	•		•								•	•
11,11	1	4	8,82	27	0,09	2,43		Lavabo Siam												
16	8	9,84	21,69	60	0,5	30		Mandorla Luce	•		•									•

• = Ok C = Consultar/Consult



187439 Bivio Luce  
25x25 cm./9.8"x9.8" M960  
9 mm. de espesor/thickness



187433 Luna Luce  
25x25 cm./9.8"x9.8" M960  
9 mm. de espesor/thickness



187434 Shapes Luce  
25x25 cm./9.8"x9.8" M925  
9 mm. de espesor/thickness

Novedad / New

Acabado Satinado ó Mix Brillo-Mate / *Satin Finish or Mix Glossy-Mat*

m <sup>2</sup>	Boxes	Kg	Lbs	mm	m <sup>2</sup>	m <sup>2</sup>
----------------	-------	----	-----	----	----------------	----------------

16	10	12,5	27,56	60	0,63	37,5	Bivio Luce										
16	10	11	24,25	60	0,63	37,5	Luna Luce	•	•			•	•				
16	16	14,56	32,1	60	1	60	Shapes Luce	•	•			•	•				



• = Ok C = Consultar/Consult



187338 Japan White  
25x25 cm./9.8"x9.8" M941  
9 mm. de espesor/thickness



187351 Japan Gold  
25x25 cm./9.8"x9.8" D659  
9 mm. de espesor/thickness



187328 Shapes White  
25x25 cm./9.8"x9.8" M914  
9 mm. de espesor/thickness



187324 Aosta Argent  
22x85 cm./8.7"x33.5" M849  
9 mm. de espesor/thickness (Clase 1/Class 1)

-  Producto delicado / Delicate product
-  Porcelánico / Porcelain
-  Aplicación metálica PVD / Metallic application PVD
-  Acabado Mate/Mat Finish
-  Acabado Satinado ó Mix Brillo-Mate / Satin Finish or Mix Glossy-Mat

																		
5,35	9	34,11	75,20	45	1,68	75,73	Aosta Argent	•	•	•	•	•	•	•	•	•	•	•
16	8	10,38	22,88	60	0,5	30	Japan Gold	•	•									
16	8	9,91	21,85	60	0,5	30	Japan White	•	•									
16	16	15,84	34,92	60	1	60	Shapes White	•	•									

• = Ok C = Consultar/Consult

# DUNE



187342 Origami White  
25x25 cm./9.8"x9.8" M941  
9 mm. de espesor/thickness



187334 Kioto White  
25x25 cm./9.8"x9.8" M941  
9 mm. de espesor/thickness



187328 Shapes White  
25x25 cm./9.8"x9.8" M914  
9 mm. de espesor/thickness



187326 Aosta Roble  
22x85 cm./8.7"x33.5" M849  
9 mm. de espesor/thickness (Clase 1/Class 1)




187323 Lavabo Madison  
45x45x13 cm./17.7"x17.7"x5.1" E450  
10 mm. de espesor/thickness


**P** Porcelánico / Porcelain  
**●** Acabado Mate/Mat Finish

m <sup>2</sup>	kg	Lbs	m <sup>2</sup>	m <sup>2</sup>	m <sup>2</sup>													
5,35	9	33,66	74,21	45	1,68	75,73	Aosta Roble	●	●	●	●	●	●	●	●	●	●	●
16	8	9,73	21,45	60	0,5	30	Kioto White	●	●									●
4,94	1	23	50,71	21	0,2	4,25	Lavabo Madison											●
16	8	9,78	21,57	60	0,5	30	Origami White	●	●									●
16	16	15,84	34,92	60	1	60	Shapes White	●	●									●

● = Ok C = Consultar/Consult



187337 Kioto White Gloss  
25x25 cm./9.8"x9.8" M941  
9 mm. de espesor/thickness



187329 Shapes Black  
25x25 cm./9.8"x9.8" M914  
9 mm. de espesor/thickness



187305 Lavabo Marvel Silver  
50x38x13,3 cm./19.7"x15"x5.2" E650  
17 mm. de espesor/thickness



187340 Japan Smoke  
25x25 cm./9.8"x9.8" M941  
9 mm. de espesor/thickness



187330 Shapes Smoke  
25x25 cm./9.8"x9.8" M914  
9 mm. de espesor/thickness



187325 Aosta Cenere  
22x85 cm./8.7"x33.5" M849  
9 mm. de espesor/thickness (Clase 1/Class 1)

- P Porcelánico / Porcelain
- ● Aplicación metálica PVD / Metallic application PVD
- Acabado Brillo/Glossy Finish
- Acabado Mate/Mat Finish

5,35	9	32,4	71,43	45	1,68	75,73			Aosta Cenere											
16	8	10,12	22,31	60	0,5	30			Japan Smoke											
16	8	9,91	21,85	60	0,5	30			Kioto White Gloss											
5,26	1	11	24,25	16	0,19	3,04			Lavabo Marvel Silver											
16	16	15,04	33,16	60	1	60			Shapes Black											
16	16	14,88	32,8	60	1	60			Shapes Smoke											

● = Ok C = Consultar/Consult



187343 Origami Black  
25x25 cm./9.8"x9.8" M941  
9 mm. de espesor/thickness



187350 Origami Gold  
25x25 cm./9.8"x9.8" D659  
9 mm. de espesor/thickness



187330 Shapes Smoke  
25x25 cm./9.8"x9.8" M914  
9 mm. de espesor/thickness




187325 Aosta Cenere  
22x85 cm./8.7"x33.5" M849  
9 mm. de espesor/thickness (Clase 1/Class 1)

-  Producto delicado / Delicate product
-  Porcelánico / Porcelain
-  Aplicación metálica PVD / Metallic application PVD
-  Acabado Brillo/Glossy Finish
-  Acabado Mate/Mat Finish
-  Acabado Satinado ó Mix Brillo-Mate / Satin Finish or Mix Glossy-Mat


m <sup>2</sup>	kg	Lbs	m <sup>2</sup>	m <sup>2</sup>	m <sup>2</sup>												
5,35	9	33,66	74,21	45	1,68	75,73	Aosta Roble	•	•	•	•	•	•	•	•	•	•
5	1	30	66,14	12	0,2	2,4	Lavabo Guess										
16	8	9,32	20,55	60	0,5	30	Multishapes Silver	•	•								
16	8	9,1	20,07	60	0,5	30	Multishapes White Gloss	•	•								
16	16	15,71	34,64	60	1	60	Shapes White Gloss	•	•								

• = Ok C = Consultar/Consult






\* Lavabo hecho a mano que presenta las variaciones de tono y dimensiones propias de su elaboración artesanal.  
 \* This handmade basin may have shade and size variations that are a distinctive feature of its handcrafted production.



187353 Multishapes Silver  
 25x25 cm./9.8"x9.8" D659  
 9 mm. de espesor/thickness



187349 Multishapes White Gloss  
 25x25 cm./9.8"x9.8" M941  
 9 mm. de espesor/thickness



187331 Shapes White Gloss  
 25x25 cm./9.8"x9.8" M914  
 9 mm. de espesor/thickness



187326 Aosta Roble  
 22x85 cm./8.7"x33.5" M849  
 9 mm. de espesor/thickness (Clase 1/Class 1)







187278 Lavabo Guess  
 40x50x15 cm./15.7"x19.7"x5.9" E350  
 15 mm. de espesor/thickness

- Producto delicado / Delicate product
- Porcelánico / Porcelain
- Aplicación metálica PVD / Metallic application PVD
- Acabado Brillo/Glossy Finish
- Acabado Mate/Mat Finish
- Acabado Satinado ó Mix Brillo-Mate / Satin Finish or Mix Glossy-Mat

m <sup>2</sup>	Paquete	Kg	Lbs	Paquete	m	m <sup>2</sup>												
5,35	9	33,66	74,21	45	1,68	75,73	Aosta Roble	•	•	•	•	•	•	•	•	•	•	•
5	1	30	66,14	12	0,2	2,4	Lavabo Guess											
16	8	9,32	20,55	60	0,5	30	Multishapes Silver	•										
16	8	9,1	20,07	60	0,5	30	Multishapes White Gloss	•								•		•
16	16	15,71	34,64	60	1	60	Shapes White Gloss	•								•		•

• = Ok C = Consultar/Consult



187339 Japan Black  
25x25 cm./9.8"x9.8" M941  
9 mm. de espesor/thickness

187335 Kioto Black  
25x25 cm./9.8"x9.8" M941  
9 mm. de espesor/thickness

187343 Origami Black  
25x25 cm./9.8"x9.8" M941  
9 mm. de espesor/thickness









187352 Kioto Silver  
25x25 cm./9.8"x9.8" D659  
9 mm. de espesor/thickness

187329 Shapes Black  
25x25 cm./9.8"x9.8" M914  
9 mm. de espesor/thickness

187328 Shapes White  
25x25 cm./9.8"x9.8" M914  
9 mm. de espesor/thickness

187325 Aosta Cenere  
22x85 cm./8.7"x33.5" M849  
9 mm. de espesor/thickness (Clase 1/Class 1)

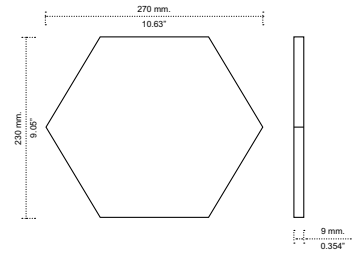
-  Producto delicado / Delicate product
-  Porcelánico / Porcelain
-  Aplicación metálica PVD / Metallic application PVD
-  Acabado Mate / Mat Finish
-  Acabado Satinado ó Mix Brillo-Mate / Satin Finish or Mix Glossy-Mat

m <sup>2</sup>	kg	kg	Lbs	kg	m <sup>2</sup>	m <sup>2</sup>									
5,35	9	32,4	71,43	45	1,68	75,73	Aosta Cenere	•	•	•	•	•	•	•	•
16	8	9,66	21,31	60	0,5	30	Japan Black	•	•	•	•	•	•	•	•
16	8	10,24	22,58	60	0,5	30	Kioto Black	•	•	•	•	•	•	•	•
16	8	9,97	21,98	60	0,5	30	Kioto Silver	•	•	•	•	•	•	•	•
16	8	9,58	21,11	60	0,5	30	Origami Black	•	•	•	•	•	•	•	•
16	16	15,04	33,16	60	1	60	Shapes Black	•	•	•	•	•	•	•	•
16	16	15,84	34,92	60	1	60	Shapes White	•	•	•	•	•	•	•	•

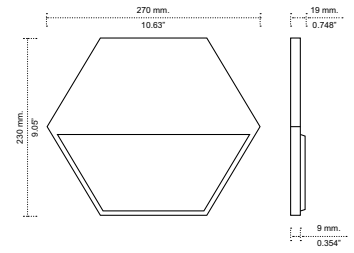
• = Ok C = Consultar/Consult



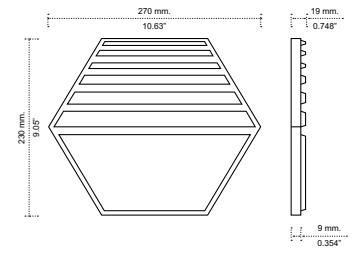
187440 Exa Flat White  
23x27 cm./9.1"x10.6" M917  
9 mm. de espesor/thickness



187441 Exa Medium White  
23x27 cm./9.1"x10.6" M930  
9 mm. de espesor/thickness



187442 Exa Full White  
23x27 cm./9.1"x10.6" M960  
9 mm. de espesor/thickness



187400 Lavabo Agadir Blue  
42x42x14,5 cm./16.5"x16.5"x5.7" E050  
12 mm. de espesor/thickness

- N Novedad / New
- Acabado Brillo/Glossy Finish
- Acabado Mate/Mat Finish

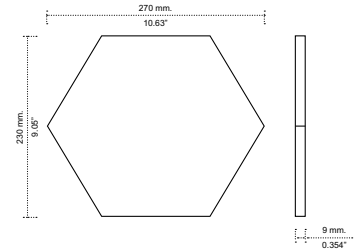
m <sup>2</sup>	kg	Lbs	m	m <sup>2</sup>										
21,6	21	14,18	31,25	48	0,97	46,67	Exa Flat White	•	•	•	•	•	•	•
21,6	15	11,7	25,79	48	0,69	33,33	Exa Full White	•	•	•	•	•	•	•
21,6	17	12,33	27,17	48	0,79	37,78	Exa Medium White	•	•	•	•	•	•	•
5,67	1	7	15,43	16	0,18	2,82	Lavabo Agadir Blue	•	•	•	•	•	•	•

• = Ok C = Consultar/Consult

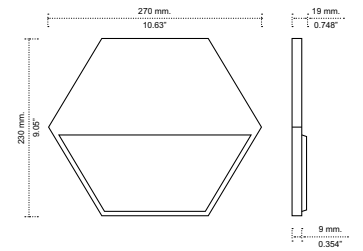




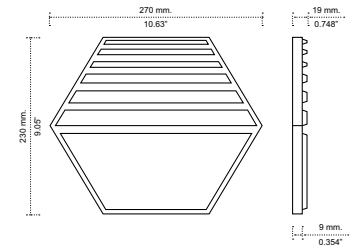
187459 Exa Flat Arena  
23x27 cm./9.1"x10.6" M931  
9 mm. de espesor/thickness



187460 Exa Medium Arena  
23x27 cm./9.1"x10.6" M960  
9 mm. de espesor/thickness



187461 Exa Full Arena  
23x27 cm./9.1"x10.6" M960  
9 mm. de espesor/thickness



187402 Lavabo Arena  
42x42x15 cm./16.5"x16.5"x5.9" E350  
25 mm. de espesor/thickness



187422 Arena  
29,5x90,1 cm./11.6"x35.5" M925  
12 mm. de espesor/thickness



187324 Aosta Argent  
22x85 cm./8.7"x33.5" M849  
9 mm. de espesor/thickness (Clase 1/Class 1)

- N Novedad / New
- Producto natural sujeto a destonificaciones / Natural product that might suffer colour variations
- P Porcelánico / Porcelain
- R Rectificado / Rectified
- Acabado Mate/Mat Finish

m <sup>2</sup>	kg	Lbs	m	m <sup>2</sup>													
5,35	9	34,11	75,20	45	1,68	75,73	Aosta Argent	•	•	•	•	•	•	•	•	•	•
3,76	4	23,6	52,03	28	1,06	29,77	Arena	•	•	•	•	•	•	•	•	•	•
21,6	21	14,18	31,25	48	0,97	46,67	Exa Flat Arena	•	•	•	•	•	•	•	•	•	•
21,6	15	11,7	25,79	48	0,69	33,33	Exa Full Arena	•	•	•	•	•	•	•	•	•	•
21,6	17	12,33	27,17	48	0,79	37,78	Exa Medium Arena	•	•	•	•	•	•	•	•	•	•
5	1	18	39,68	16	0,2	3,2	Lavabo Arena	•	•	•	•	•	•	•	•	•	•





187402 Lavabo Arena  
42x42x15 cm./16.5"x16.5"x5.9" **E350**  
25 mm. de espesor/thickness



187422 Arena  
29,5x90,1 cm./11.6"x35.5" **M925**  
12 mm. de espesor/thickness



187428 Alquimia  
29,5x90,1 cm./11.6"x35.5" **D899**  
12 mm. de espesor/thickness



187292 Smoke Rec-bis  
60x60 cm./23.6"x23.6" **M920**  
10 mm. de espesor/thickness (Clase 0/Class 0)

- Novedad / New
- Producto natural sujeto a destonificaciones / Natural product that might suffer colour variations
- Porcelánico / Porcelain
- Rectificado / Rectified
- Acabado Mate/Mat Finish
- Acabado Satinado ó Mix Brillo-Mate / Satin Finish or Mix Glossy-Mat

Alquimia	3,76	4	23,2	51,15	22	1,06	23,39		•	•							•	•	
Arena	3,76	4	23,6	52,03	28	1,06	29,77		•	•							•	•	
Lavabo Arena	5	1	18	39,68	16	0,2	3,2												
Smoke Rec-bis	2,78	3	23,07	50,86	40	1,08	43,2		•	•	•	•	•	•	•	•	•	•	•

• = Ok C = Consultar/Consult







187402 Lavabo Arena  
42x42x15 cm./16.5"x16.5"x5.9" E350  
25 mm. de espesor/thickness



187422 Arena  
29,5x90,1 cm./11.6"x35.5" M925  
12 mm. de espesor/thickness



187435 Delicious  
29,5x90,1 cm./11.6"x35.5" D899  
12 mm. de espesor/thickness



186634 Milano Anthracite  
60x60 cm./23.6"x23.6" M920  
10 mm. de espesor/thickness (Clase 1/Class 1)

- Novedad / New
- Producto natural sujeto a destonificaciones / Natural product that might suffer colour variations
- Porcelánico / Porcelain
- Rectificado / Rectified
- Acabado Mate/Mat Finish
- Acabado Satinado ó Mix Brillo-Mate / Satin Finish or Mix Glossy-Mat

Arena	3,76	4	23,6	52,03	28	1,06	29,77		•	•							•	•	
Delicious	3,76	4	23,2	51,15	22	1,06	23,39		•	•							•	•	
Lavabo Arena	5	1	18	39,68	16	0,2	3,2												
Milano Anthracite	2,78	4	29,8	65,7	30	1,44	43,2		•	•	•	•	•	•	•	•	•	•	•

• = Ok C = Consultar/Consult

# DUNE



187314 Hipster Brick Smoke  
29,5x90,1 cm./11.6"x35.5" M931  
12 mm. de espesor/thickness



187313 Hipster Smoke  
29,5x90,1 cm./11.6"x35.5" M925  
12 mm. de espesor/thickness



187292 Smoke Rec-bis  
60x60 cm./23.6"x23.6" M920  
10 mm. de espesor/thickness (Clase 0/Class 0)



187284 Galena Red  
7,3x90,1 cm./2.9"x35.5" \*D787  
13 mm. de espesor/thickness

\*Ventas a cajas completas  
\*Sold per complete boxes



187323 Lavabo Madison  
45x45x13 cm./17.7"x17.7"x5.1" E450  
10 mm. de espesor/thickness

**P** Porcelánico / Porcelain

**R** Rectificado / Rectified

**Hand** Producto artesanal que puede presentar ligeras variaciones de tono y tamaño.  
Handmade product that may have shade and size variations.

**White Circle** Acabado Brillo/Glossy Finish

**Black Circle** Acabado Mate/Mat Finish

m <sup>2</sup>	Boxes	Kg	Lbs	Boxes	m <sup>2</sup>	m <sup>2</sup>	Icons
15,22	4	7,6	16,76	84	0,26	22,08	Galena Red
3,76	4	21,04	46,39	24	1,06	25,52	Hipster Brick Smoke
3,76	4	26,36	58,11	28	1,06	29,77	Hipster Smoke
4,94	1	23	50,71	21	0,2	4,25	Lavabo Madison
2,78	3	23,07	50,86	40	1,08	43,2	Smoke Rec-bis

• = Ok C = Consultar/Consult



R ●

187312 Hipster Brick Mist  
29,5x90,1 cm./11.6"x35.5" M931  
12 mm. de espesor/thickness



R ●

187311 Hipster Mist  
29,5x90,1 cm./11.6"x35.5" M925  
12 mm. de espesor/thickness



P  
R ●

187291 Mist Rec-bis  
60x60 cm./23.6"x23.6" M920  
10 mm. de espesor/thickness (Clase 0/Class 0)

\* Lavabo hecho a mano que presenta las variaciones de tono y dimensiones propias de su elaboración artesanal.  
\* This handmade basin may have shade and size variations that are a distinctive feature of its handcrafted production.



\*187134 Lavabo Nepal  
42x42x15 cm./16.5"x16.5"x5.9" E451  
35 mm. de espesor/thickness

■ Producto natural sujeto a destonificaciones / Natural product that might suffer colour variations

P Porcelánico / Porcelain

R Rectificado / Rectified

Handmade product that may have shade and size variations.

● Acabado Mate/Mat Finish

m <sup>2</sup>	Paquetes	Kg	Lbs	Paquetes	m <sup>2</sup>	m <sup>2</sup>											
3,76	4	21	46,3	24	1,06	25,52	Hipster Brick Mist	●	●								
3,76	4	26,32	58,03	28	1,06	29,77	Hipster Mist	●	●								
15,87	1	14	30,86	12	0,06	0,76	Lavabo Nepal										
2,78	3	23,13	50,99	40	1,08	43,2	Mist Rec-bis	●	●	●	●	●	●	●	●	●	●

● = Ok C = Consultar/Consult

# DUNE



R



187310 Hipster Metal  
29,5x90,1 cm./11.6"x35.5" M925  
12 mm. de espesor/thickness



R



187313 Hipster Smoke  
29,5x90,1 cm./11.6"x35.5" M925  
12 mm. de espesor/thickness



P

R



187292 Smoke Rec-bis  
60x60 cm./23.6"x23.6" M920  
10 mm. de espesor/thickness (Clase 0/Class 0)



R



187322 Collage Smoke  
29,5x90,1 cm./11.6"x35.5" D945  
12 mm. de espesor/thickness



●



187288 Lavabo Future Silver  
42x42x14 cm./16.5"x16.5"x5.5" E350  
15 mm. de espesor/thickness


- P Porcelánico / Porcelain
- R Rectificado / Rectified
- ● Aplicación metálica PVD / Metallic application PVD
- Acabado Brillo/Glossy Finish
- Acabado Mate/Mat Finish
- ◐ Acabado Satinado ó Mix Brillo-Mate / Satin Finish or Mix Glossy-Mat

m <sup>2</sup>	Paquetes	Kg	Lbs	Paquetes	m <sup>2</sup>	m <sup>2</sup>												
3,76	4	22,84	50,35	22	1,06	23,39	Collage Smoke	●	●								●	●
3,76	4	26,4	58,2	28	1,06	29,77	Hipster Metal	●	●								●	●
3,76	4	26,36	58,11	28	1,06	29,77	Hipster Smoke	●	●								●	●
5,67	1	6,7	14,77	20	0,18	3,53	Lavabo Future Silver											
2,78	3	23,07	50,86	40	1,08	43,2	Smoke Rec-bis	●	●	●	●	●	●	●	●	●	●	●

● = Ok C = Consultar/Consult



187327 Collage Mist  
29,5x90,1 cm./11.6"x35.5" D945  
12 mm. de espesor/thickness



187311 Hipster Mist  
29,5x90,1 cm./11.6"x35.5" M925  
12 mm. de espesor/thickness



187291 Mist Rec-bis  
60x60 cm./23.6"x23.6" M920  
10 mm. de espesor/thickness (Clase 0/Class 0)

- Porcelánico / Porcelain
- Rectificado / Rectified
- Acabado Mate/Mat Finish
- Acabado Satinado ó Mix Brillo-Mate / Satin Finish or Mix Glossy-Mat

m <sup>2</sup>		Kg	Lbs		m	m'												
3,76	4	23	50,71	22	1,06	23,39	Collage Mist	•	•							•		•
3,76	4	26,32	58,03	28	1,06	29,77	Hipster Mist	•		•						•		•
2,78	3	23,13	50,99	40	1,08	43,2	Mist Rec-bis	•	•	•	•	•	•	•	•	•	•	•

• = Ok C = Consultar/Consult



187318 Lux Plata  
1,5x90,1 cm./0.6"x35.5" \*D461  
12 mm. de espesor/thickness

\*Ventas a cajas completas  
\*Sold per complete boxes



187319 Indigo  
29,5x90,1 cm./11.6"x35.5" D895  
12 mm. de espesor/thickness



187313 Hipster Smoke  
29,5x90,1 cm./11.6"x35.5" M925  
12 mm. de espesor/thickness



187292 Smoke Rec-bis  
60x60 cm./23.6"x23.6" M920  
10 mm. de espesor/thickness (Clase 0/Class 0)



**P** Porcelánico / Porcelain

**R** Rectificado / Rectified

**Hand icon** Producto artesanal que puede presentar ligeras variaciones de tono y tamaño.  
*Handmade product that may have shade and size variations.*

**Circle with dot icon** Acabado Brillo/Glossy Finish


**Circle with black dot icon** Acabado Mate/Mat Finish

**Circle with half black dot icon** Acabado Satinado ó Mix Brillo-Mate / Satin Finish or Mix Glossy-Mat

m<sup>2</sup> Kg Lbs m m<sup>2</sup>

	m <sup>2</sup>	Kg	Lbs	m	m <sup>2</sup>		Icons				
Hipster Smoke	3,76	4	26,36	58,11	28	1,06	29,77	•	•	•	•
Indigo	3,76	4	24,68	54,41	22	1,06	23,39	•	•	•	•
Lux Plata	73,99	6	1,92	4,23	156	0,08	12,65	•	•	C	•
Smoke Rec-bis	2,78	3	23,07	50,86	40	1,08	43,2	•	•	•	•

• = Ok C = Consultar/Consult



R

187311 Hipster Mist  
29,5x90,1 cm./11.6"x35.5" M925  
12 mm. de espesor/thickness



R

187310 Hipster Metal  
29,5x90,1 cm./11.6"x35.5" M925  
12 mm. de espesor/thickness



P

R

●



187323 Lavabo Madison  
45x45x13 cm./17.7"x17.7"x5.1" E450  
10 mm. de espesor/thickness



R

●

187320 Impressions  
29,5x90,1 cm./11.6"x35.5" D895  
12 mm. de espesor/thickness

187293 Metal Rec-bis  
60x60 cm./23.6"x23.6" M920  
10 mm. de espesor/thickness (Clase 0/Class 0)

- P Porcelánico / Porcelain
- R Rectificado / Rectified
- Acabado Mate/Mat Finish
- Acabado Satinado ó Mix Brillo-Mate / Satin Finish or Mix Glossy-Mat

m <sup>2</sup>	Paquetes	Kg	Lbs	Paquetes	m <sup>2</sup>	m <sup>2</sup>											
3,76	4	26,4	58,2	28	1,06	29,77	Hipster Metal	●	●					●	●		
3,76	4	26,32	58,03	28	1,06	29,77	Hipster Mist	●	●					●	●		
3,76	4	24,6	54,23	22	1,06	23,39	Impressions	●	●					●	●		
4,94	1	23	50,71	21	0,2	4,25	Lavabo Madison										
2,78	3	22,92	50,53	40	1,08	43,2	Metal Rec-bis	●	●	●	●	●	●	●	●	●	●

● = Ok C = Consultar/Consult



R ●

187312 Hipster Brick Mist  
29,5x90,1 cm./11.6"x35.5" M931  
12 mm. de espesor/thickness



R ●

187310 Hipster Metal  
29,5x90,1 cm./11.6"x35.5" M925  
12 mm. de espesor/thickness



P  
R  
●

187293 Metal Rec-bis  
60x60 cm./23.6"x23.6" M920  
10 mm. de espesor/thickness (Clase 0/Class 0)



- P Porcelánico / Porcelain
- R Rectificado / Rectified
- Acabado Mate/Mat Finish

m <sup>2</sup>	kg	Lbs	mm	m <sup>2</sup>																
3,76	4	21	46,3	24	1,06	25,52	Hipster Brick Mist	●	●	●	●	●	●	●	●	●	●	●	●	●
3,76	4	26,4	58,2	28	1,06	29,77	Hipster Metal	●	●	●	●	●	●	●	●	●	●	●	●	●
2,78	3	22,92	50,53	40	1,08	43,2	Metal Rec-bis	●	●	●	●	●	●	●	●	●	●	●	●	●

● = Ok C = Consultar/Consult





187283 Galena Ivory  
7,3x90,1 cm./2.9"x35.5" \*D787  
13 mm. de espesor/thickness



187307 Glory Travertine Gloss  
29,5x90,1 cm./11.6"x35.5" M925  
12 mm. de espesor/thickness



187289 Travertine Gloss Rec-bis  
60x60 cm./23.6"x23.6" M920  
10 mm. de espesor/thickness (Clase 0/Class 0)

\*Ventas a cajas completas  
\*Sold per complete boxes

Porcelánico / Porcelain


Rectificado / Rectified

Producto artesanal que puede presentar ligeras variaciones de tono y tamaño.  
Handmade product that may have shade and size variations.

Acabado Brillo/Glossy Finish

Galena Ivory	15,22	4	6,75	14,88	84	0,26	22,08		•	•										
Glory Travertine Gloss	3,76	4	27,56	60,76	28	1,06	29,77		•	•							•			•
Travertine Gloss Rec-bis	2,78	3	23,49	51,79	40	1,08	43,20		•	•	•	•	•	•	•	•	•	•	•	•

• = Ok C = Consultar/Consult



187309 Glory Strips  
29,5x90,1 cm./11.6"x35.5" M931  
12 mm. de espesor/thickness



187308 Glory Travertine Matt  
29,5x90,1 cm./11.6"x35.5" M925  
12 mm. de espesor/thickness



187290 Travertine Matt Rec-bis  
60x60 cm./23.6"x23.6" M920  
10 mm. de espesor/thickness (Clase 0/Class 0)



- P Porcelánico / Porcelain
- R Rectificado / Rectified
- Acabado Mate/Mat Finish
- ◐ Acabado Satinado ó Mix Brillo-Mate / Satin Finish or Mix Glossy-Mat

m <sup>2</sup>		Kg	Lbs		m	m'									
3,76	4	22,92	50,53	24	1,06	25,52	Glory Strips	●	●						
3,76	4	27,52	60,67	28	1,06	29,77	Glory Travertine Matt	●	●						
2,78	3	23,37	51,52	40	1,08	43,20	Travertine Matt Rec-bis	●	●	●	●	●	●	●	●

● = Ok C = Consultar/Consult




187278 Lavabo Guess  
40x50x15 cm./15.7"x19.7"x5.9" E350  
15 mm. de espesor/thickness



187317 Lux Oro  
1,5x90,1 cm./0.6"x35.5" \*D461  
12 mm. de espesor/thickness



187316 Kilim  
29,5x90,1 cm./11.6"x35.5" D917  
12 mm. de espesor/thickness



187308 Glory Travertine Matt  
29,5x90,1 cm./11.6"x35.5" M925  
12 mm. de espesor/thickness



187290 Travertine Matt Rec-bis  
60x60 cm./23.6"x23.6" M920  
10 mm. de espesor/thickness (Clase 0/Class 0)

\*Ventas a cajas completas  
\*Sold per complete boxes

Producto delicado / Delicate product

Porcelánico / Porcelain

Rectificado / Rectified

Producto artesanal que puede presentar ligeras variaciones de tono y tamaño.  
Handmade product that may have shade and size variations.

Acabado Brillo/Glossy Finish

Acabado Mate/Mat Finish

Acabado Satinado ó Mix Brillo-Mate / Satin Finish or Mix Glossy-Mat

m <sup>2</sup>	Cajas	Kg	Lbs	Paquetes	m	m <sup>2</sup>	Producto	Delicado	Porcelánico	Rectificado	Artisano	Brillo	Mate	Satinado
3,76	4	27,52	60,67	28	1,06	29,77	Glory Travertine Matt	•	•	•	•	•	•	•
3,76	4	23,84	52,56	22	1,06	23,39	Kilim	•	•	•	•	•	•	•
5	1	30	66,14	12	0,2	2,4	Lavabo Guess	•	•	•	•	•	•	•
73,99	6	1,92	4,23	156	0,08	12,65	Lux Oro	•	•	•	•	•	•	•
2,78	3	23,37	51,52	40	1,08	43,20	Travertine Matt Rec-bis	•	•	•	•	•	•	•

• = Ok C = Consultar/Consult

# DUNE



187306 Lavabo Marvel Gold  
50x38x13,3 cm./19.7"x15"x5.2" E650  
17 mm. de espesor/thickness



187315 Suprema  
29,5x90,1 cm./11.6"x35.5" D991  
12 mm. de espesor/thickness



187307 Glory Travertine Gloss  
29,5x90,1 cm./11.6"x35.5" M925  
12 mm. de espesor/thickness



187289 Travertine Gloss Rec-bis  
60x60 cm./23.6"x23.6" M920  
10 mm. de espesor/thickness (Clase 0/Class 0)



-  Producto delicado / Delicate product
-  Porcelánico / Porcelain
-  Rectificado / Rectified
-  Aplicación metálica PVD / Metallic application PVD
-  Acabado Brillo/Glossy Finish
-  Acabado Satinado ó Mix Brillo-Mate / Satin Finish or Mix Glossy-Mat

m <sup>2</sup>	Paquetes	Kg	Lbs	Paquetes	m <sup>2</sup>	m <sup>2</sup>											
3,76	4	27,56	60,76	28	1,06	29,77	Glory Travertine Gloss	•	•								
5,26	1	11	24,25	16	0,19	3,04	Lavabo Marvel Gold										
3,76	4	24,04	53	22	1,06	23,39	Suprema	•	•								
2,78	3	23,49	51,79	40	1,08	43,20	Travertine Gloss Rec-bis	•	•	•	•	•	•	•	•	•	•

• = Ok C = Consultar/Consult



187321 Amaluna  
29,5x90,1 cm./11.6"x35.5" D917  
12 mm. de espesor/thickness



187307 Glory Travertine Gloss  
29,5x90,1 cm./11.6"x35.5" M925  
12 mm. de espesor/thickness



187289 Travertine Gloss Rec-bis  
60x60 cm./23.6"x23.6" M920  
10 mm. de espesor/thickness (Clase 0/Class 0)



187287 Lavabo Future Gold  
42x42x14 cm./16.5"x16.5"x5.5" E350  
15 mm. de espesor/thickness

-  Producto delicado / Delicate product
-  Porcelánico / Porcelain
-  Rectificado / Rectified
-  Aplicación metálica PVD / Metallic application PVD
-  Acabado Brillo/Glossy Finish
-  Acabado Satinado ó Mix Brillo-Mate / Satin Finish or Mix Glossy-Mat

m <sup>2</sup>	Paquete	Kg	Lbs	Paquete	m <sup>2</sup>	m <sup>2</sup>											
3,76	4	23,48	51,76	22	1,06	23,39	Amaluna	•	•								
3,76	4	27,56	60,76	28	1,06	29,77	Glory Travertine Gloss	•	•								
5,67	1	6,7	14,77	20	0,18	3,53	Lavabo Future Gold										
2,78	3	23,49	51,79	40	1,08	43,20	Travertine Gloss Rec-bis	•	•	•	•	•	•	•	•	•	•

• = Ok C = Consultar/Consult

# DUNE



187147 Nova Madeira  
29,5x90,1 cm./11.6"x35.5" M931  
10 mm. de espesor/thickness



187139 Nova Cinza  
29,5x90,1 cm./11.6"x35.5" M925  
12 mm. de espesor/thickness



187141 Cimento Rec-bis  
60x60 cm./23.6"x23.6" M920  
10 mm. de espesor/thickness (Clase 1/Class 1)



187152 Origins  
29,5x90,1 cm./11.6"x35.5" D917  
12 mm. de espesor/thickness



\*187134 Lavabo Nepal  
42x42x15 cm./16.5"x16.5"x5.9" E451  
35 mm. de espesor/thickness



\* Lavabo hecho a mano que presenta las variaciones de tono y dimensiones propias de su elaboración artesanal.  
\* This handmade basin may have shade and size variations that are a distinctive feature of its handcrafted production.



■ Producto natural sujeto a destonificaciones / Natural product that might suffer colour variations

P Porcelánico / Porcelain

R Rectificado / Rectified

Handmade product that may present slight variations of tone and size.

● Acabado Mate/Mat Finish

◐ Acabado Satinado ó Mix Brillo-Mate / Satin Finish or Mix Glossy-Mat

m<sup>2</sup> Kg Lbs m m<sup>2</sup>

2,78	3	23,85	52,58	40	1,08	43,2	Cimento Rec-bis
15,87	1	14	30,86	12	0,06	0,76	Lavabo Nepal
3,76	4	26,68	58,82	28	1,06	29,77	Nova Cinza
3,76	4	20,28	44,71	24	1,06	25,52	Nova Madeira
3,76	4	24,68	54,41	22	1,06	23,39	Origins




●	●	●	●	●	●	●	●	●	●	●
●	●	●	●	●	●	●	●	●	●	●
●	●	●	●	●	●	●	●	●	●	●
●	●	●	●	●	●	●	●	●	●	●

● = Ok C = Consultar/Consult



187156 Underground  
29,5x90,1 cm./11.6"x35.5" ST1008(= 2 pcs)  
12 mm. de espesor/thickness



187140 Nova Cimento  
29,5x90,1 cm./11.6"x35.5" M925  
12 mm. de espesor/thickness



187141 Cimento Rec-bis  
60x60 cm./23.6"x23.6" M920  
10 mm. de espesor/thickness (Clase 1/Class 1)




- Porcelánico / Porcelain
- Rectificado / Rectified
- Acabado Mate/Mat Finish
- Acabado Satinado ó Mix Brillo-Mate / Satin Finish or Mix Glossy-Mat

m <sup>2</sup>	Paquetes	Kg	Lbs	Paquetes	m <sup>2</sup>	m <sup>2</sup>											
2,78	3	23,85	52,58	40	1,08	43,2	Cimento Rec-bis	•	•	•	•	•	•	•	•	•	•
3,76	4	26,56	58,55	28	1,06	29,77	Nova Cimento	•	•	•	•	•	•	•	•	•	•
3,76	4	23,68	52,21	22	1,06	23,39	Underground	•	•	•	•	•	•	•	•	•	•

• = Ok C = Consultar/Consult








N

●

187449 3D Tissu Light  
25x25 cm./9.8"x9.8" M960  
9 mm. de espesor/thickness



R

●

187311 Hipster Mist  
29,5x90,1 cm./11.6"x35.5" M925  
12 mm. de espesor/thickness

- N Novedad / New
- R Rectificado / Rectified
- Acabado Mate/Mat Finish

m <sup>2</sup>	paq	Kg	Lbs	mm	m	m <sup>2</sup>										
16	11	11,99	26,43	60	0,69	41,25	3D Tissu Light	●	●							
3,76	4	26,32	58,03	28	1,06	29,77	Hipster Mist	●	●							

● = Ok C = Consultar/Consult



**N**

187450 3D Tissu Dark  
25x25 cm./9.8"x9.8" M960  
9 mm. de espesor/thickness



**R**

187140 Nova Cimento  
29,5x90,1 cm./11.6"x35.5" M925  
12 mm. de espesor/thickness



**●**


187323 Lavabo Madison  
45x45x13 cm./17.7"x17.7"x5.1" E450  
10 mm. de espesor/thickness



- N** Novedad / New
- R** Rectificado / Rectified
- Acabado Mate/Mat Finish


m <sup>2</sup>	kg	Lbs	m	m <sup>2</sup>													
16	11	11,99	26,43	60	0,69	41,25	3D Tissu Dark	●	●	●	●	●	●	●	●	●	●
4,94	1	23	50,71	21	0,2	4,25	Lavabo Madison	●	●	●	●	●	●	●	●	●	●
3,76	4	26,56	58,55	28	1,06	29,77	Nova Cimento	●	●	●	●	●	●	●	●	●	●

● = Ok C = Consultar/Consult




P ●

187326 Aosta Roble  
22x85 cm./8.7"x33.5" M849  
9 mm. de espesor/thickness (Clase 1/Class 1)




N  
R ●

187422 Arena  
29,5x90,1 cm./11.6"x35.5" M925  
12 mm. de espesor/thickness



N ●

187452 3D Bosque Light  
25x25 cm./9.8"x9.8" M960  
9 mm. de espesor/thickness



N ●

187451 3D Bosque Mix  
25x25 cm./9.8"x9.8" M960  
9 mm. de espesor/thickness

- N Novedad / New
- P Porcelánico / Porcelain
- R Rectificado / Rectified
- Acabado Mate/Mat Finish

m <sup>2</sup>	kg	Lbs	m	m <sup>2</sup>														
16	11	11,99	26,43	60	0,69	41,25	3D Bosque Light	●	●								●	●
5,35	9	33,66	74,21	45	1,68	75,73	Aosta Roble	●	●	●	●	●	●	●	●	●	●	●
3,76	4	23,6	52,03	28	1,06	29,77	Arena	●	●								●	●
16	11	11,99	26,43	60	0,69	41,25	3D Bosque Mix	●	●								●	●

● = Ok C = Consultar/Consult



R  
○

187142 Imperiale Chiaro  
29,5x90,1 cm./11.6"x35.5" M925  
12 mm. de espesor/thickness




R  
○

187143 Imperiale Mezzo  
29,5x90,1 cm./11.6"x35.5" M925  
12 mm. de espesor/thickness



P  
R  
○

187170 Mezzo Rec-bis  
60x60 cm./23.6"x23.6" M920  
10 mm. de espesor/thickness (Clase 0/Class 0)



R  
○

187145 Imperiale Brezza  
29,5x90,1 cm./11.6"x35.5" M931  
10 mm. de espesor/thickness



- P Porcelánico / Porcelain
- R Rectificado / Rectified
- Acabado Brillo/Glossy Finish


m <sup>2</sup>	Paquete	Kg	Lbs	Paquete	m <sup>2</sup>	m <sup>2</sup>	Imperiale Brezza	Imperiale Chiaro	Imperiale Mezzo	Mezzo Rec-bis
3,76	4	22,32	49,21	24	1,06	25,52	●	●	●	●
3,76	4	26,92	59,35	28	1,06	29,77	●	●	●	●
3,76	4	27,68	61,02	28	1,06	29,77	●	●	●	●
2,78	3	23,88	52,65	40	1,08	43,2	●	●	●	●



● = Ok C = Consultar/Consult



187169 Capitel Mezzo  
7,5x29,5 cm./3"x11.6" D205  
12 mm. de espesor/thickness



187167 Alzata Mezzo  
15x29,5 cm./5.9"x11.6" D382  
12 mm. de espesor/thickness



187143 Imperiale Mezzo  
29,5x90,1 cm./11.6"x35.5" M925  
12 mm. de espesor/thickness



187170 Mezzo Rec-bis  
60x60 cm./23.6"x23.6" M920  
10 mm. de espesor/thickness (Clase 0/Class 0)



186924 Lavabo White And Gold  
43,5x43,5x13,5 cm./17.1"x17.1"x5.3" E700  
10 mm. de espesor/thickness



187150 Romance  
29,5x90,1 cm./11.6"x35.5" D962  
12 mm. de espesor/thickness

- Producto delicado / Delicate product
- Porcelánico / Porcelain
- Rectificado / Rectified
- Aplicación metálica PVD / Metallic application PVD
- Acabado Brillo / Glossy Finish

m <sup>2</sup>	Paquetes	Kg	Lbs	Paquetes	m <sup>2</sup>	m <sup>2</sup>												
22,6	4	4,2	9,26	140	0,18	24,78	Alzata Mezzo	•	•									
45,2	10	5	11,02	144	0,22	31,86	Capitel Mezzo	•	•									
3,76	4	27,68	61,02	28	1,06	29,77	Imperiale Mezzo	•	•									
5,33	1	8	17,64	16	0,19	3	Lavabo White And Gold											
2,78	3	23,88	52,65	40	1,08	43,2	Mezzo Rec-bis	•	•	•	•	•	•	•	•	•	•	•
3,76	4	23,68	52,21	22	1,06	23,39	Romance	•	•									

• = Ok C = Consultar/Consult

# DUNE



187166 Alzata Chiaro  
15x29,5 cm./5.9"x11.6" **D382**  
12 mm. de espesor/thickness



187168 Capitel Chiaro  
7,5x29,5 cm./3"x11.6" **D205**  
12 mm. de espesor/thickness



187142 Imperiale Chiaro  
29,5x90,1 cm./11.6"x35.5" **M925**  
12 mm. de espesor/thickness



187170 Mezzo Rec-bis  
60x60 cm./23.6"x23.6" **M920**  
10 mm. de espesor/thickness (Clase 0/Class 0)




187149 Whispers  
29,5x90,1 cm./11.6"x35.5" **M985**  
12 mm. de espesor/thickness



- Producto delicado / Delicate product
- Porcelánico / Porcelain
- Rectificado / Rectified
- Acabado Brillo/Glossy Finish

m <sup>2</sup>	Paquetes	Kg	Lbs	Paquetes	m <sup>2</sup>	m <sup>2</sup>											
22,6	4	4,2	9,26	140	0,18	24,78	Alzata Chiaro	•	•								
45,2	10	5	11,02	144	0,22	31,86	Capitel Chiaro	•	•								
3,76	4	26,92	59,35	28	1,06	29,77	Imperiale Chiaro	•	•								
2,78	3	23,88	52,65	40	1,08	43,2	Mezzo Rec-bis	•	•	•	•	•	•	•	•	•	•
3,76	4	23,64	52,12	22	1,06	23,39	Whispers	•	•								

• = Ok C = Consultar/Consult




187142 Imperiale Chiaro  
29,5x90,1 cm./11.6"x35.5" M925  
12 mm. de espesor/thickness







187143 Imperiale Mezzo  
29,5x90,1 cm./11.6"x35.5" M925  
12 mm. de espesor/thickness



187151 Hexagon  
29,5x90,1 cm./11.6"x35.5" M985  
12 mm. de espesor/thickness




187170 Mezzo Rec-bis  
60x60 cm./23.6"x23.6" M920  
10 mm. de espesor/thickness (Clase 0/Class 0)

-  Producto delicado / Delicate product
-  Porcelánico / Porcelain
-  Rectificado / Rectified
-  Acabado Brillo/Glossy Finish

m <sup>2</sup>	Paquetes	Kg	Lbs	Paquetes	m <sup>2</sup>	m <sup>2</sup>	Hexagon	Imperiale Chiaro	Imperiale Mezzo	Mezzo Rec-bis
3,76	4	23,48	51,76	22	1,06	23,39	•	•	•	•
3,76	4	26,92	59,35	28	1,06	29,77	•	•	•	•
3,76	4	27,68	61,02	28	1,06	29,77	•	•	•	•
2,78	3	23,88	52,65	40	1,08	43,2	•	•	•	•

• = Ok C = Consultar/Consult

# DUNE




187130 Alum Copper  
2,3x90,1 cm./0.9"x35.5" D206\*  
8 mm. de espesor/thickness




187167 Alzata Mezzo  
15x29,5 cm./5.9"x11.6" D382  
12 mm. de espesor/thickness




187169 Capitel Mezzo  
7,5x29,5 cm./3"x11.6" D205  
12 mm. de espesor/thickness



187143 Imperiale Mezzo  
29,5x90,1 cm./11.6"x35.5" M925  
12 mm. de espesor/thickness



187170 Mezzo Rec-bis  
60x60 cm./23.6"x23.6" M920  
10 mm. de espesor/thickness (Clase 0/Class 0)



187153 Emotions  
29,5x90,1 cm./11.6"x35.5" M985  
12 mm. de espesor/thickness

\*Para una mayor protección de este producto. los pedidos se servirán en packs indivisibles de 6 piezas /  
For a better protection of these items. they will be delivered in indivisible packages of 6 pieces.

-  Producto delicado / Delicate product
-  Porcelánico / Porcelain
-  Rectificado / Rectified
-  Acabado Brillo/Glossy Finish
-  Acabado Satinado ó Mix Brillo-Mate / Satin Finish or Mix Glossy-Mat

m <sup>2</sup>	kg	Lbs	cm	m	m <sup>2</sup>													
48,26	6	0,6	1,32	720	0,12	89,52	Alum Copper	•	•									
22,6	4	4,2	9,26	140	0,18	24,78	Alzata Mezzo	•	•									
45,2	10	5	11,02	144	0,22	31,86	Capitel Mezzo	•	•									
3,76	4	23,4	51,59	22	1,06	23,39	Emotions	•	•									
3,76	4	27,68	61,02	28	1,06	29,77	Imperiale Mezzo	•	•									
2,78	3	23,88	52,65	40	1,08	43,2	Mezzo Rec-bis	•	•	•	•	•	•	•	•	•	•	•

• = Ok C = Consultar/Consult





187154 Tangerine  
29,5x90,1 cm./11.6"x35.5" D962  
12 mm. de espesor/thickness



187144 Imperiale Scuro  
29,5x90,1 cm./11.6"x35.5" M925  
12 mm. de espesor/thickness



187171 Scuro Rec-bis  
60x60 cm./23.6"x23.6" M920  
10 mm. de espesor/thickness (Clase 0/Class 0)



186924 Lavabo White And Gold  
43,5x43,5x13,5 cm./17.1"x17.1"x5.3" E700  
10 mm. de espesor/thickness



187164 Alzata Scuro  
15x29,5 cm./5.9"x11.6" D382  
12 mm. de espesor/thickness



-  Producto delicado / Delicate product
-  Porcelánico / Porcelain
-  Rectificado / Rectified
-  Aplicación metálica PVD / Metallic application PVD
-  Acabado Brillo/Glossy Finish

m <sup>2</sup>	kg	Lbs	m	m <sup>2</sup>											
22,6	4	4,2	9,26	140	0,18	24,78	Alzata Scuro	•	•					•	•
3,76	4	27,8	61,29	28	1,06	29,77	Imperiale Scuro	•	•					•	•
5,33	1	8	17,64	16	0,19	3	Lavabo White And Gold								
2,78	3	23,37	51,52	40	1,08	43,20	Scuro Rec-bis	•	•	•	•	C	•	•	•
3,76	4	24,04	53	22	1,06	23,39	Tangerine	•	•					•	•

• = Ok C = Consultar/Consult

# DUNE



187144 Imperiale Scuro  
29,5x90,1 cm./11.6"x35.5" M925  
12 mm. de espesor/thickness



187143 Imperiale Mezzo  
29,5x90,1 cm./11.6"x35.5" M925  
12 mm. de espesor/thickness



187170 Mezzo Rec-bis  
60x60 cm./23.6"x23.6" M920  
10 mm. de espesor/thickness (Clase 0/Class 0)



187187 Agora Alzata  
12x29,5 cm./4.7"x11.6" D909  
12 mm. de espesor/thickness



187186 Agora Listello  
10x29,5 cm./3.9"x11.6" D853  
12 mm. de espesor/thickness



187185 Agora Listellino  
4x29,5 cm./1.6"x11.6" D382  
12 mm. de espesor/thickness



186561 Lavabo Marfil  
38x38x15 cm./15"x15"x5.9" E600  
15 mm. de espesor/thickness



■ Producto natural sujeto a destonificaciones / Natural product that might suffer colour variations

P Porcelánico / Porcelain

R Rectificado / Rectified

O Acabado Brillo/Glossy Finish

m <sup>2</sup>	kg	Lbs	m <sup>3</sup>	m <sup>2</sup>	m <sup>2</sup>												
28,25	11	9,9	21,83	60	0,39	23,36	Agora Alzata	•	•								
84,75	22	6,82	15,04	60	0,26	15,58	Agora Listellino	•	•								
33,9	11	8,2	18,07	60	0,32	19,47	Agora Listello	•	•								
3,76	4	27,68	61,02	28	1,06	29,77	Imperiale Mezzo	•	•								
3,76	4	27,8	61,29	28	1,06	29,77	Imperiale Scuro	•	•								
6,93	1	25	55,12	16	0,14	2,31	Lavabo Marfil										
2,78	3	23,88	52,65	40	1,08	43,2	Mezzo Rec-bis	•	•	•	•	•	•	•	•	•	•

• = Ok C = Consultar/Consult



R  
○

187142 Imperiale Chiaro  
29,5x90,1 cm./11.6"x35.5" M925  
12 mm. de espesor/thickness



○

187164 Alzata Scuro  
15x29,5 cm./5.9"x11.6" D382  
12 mm. de espesor/thickness



○

187165 Capitel Scuro  
7,5x29,5 cm./3"x11.6" D205  
12 mm. de espesor/thickness



R  
○

187144 Imperiale Scuro  
29,5x90,1 cm./11.6"x35.5" M925  
12 mm. de espesor/thickness



○

187173 Presenza  
7,5x29,5 cm./3"x11.6" D541  
12 mm. de espesor/thickness



P  
R  
○


187171 Scuro Rec-bis  
60x60 cm./23.6"x23.6" M920  
10 mm. de espesor/thickness (Clase 0/Class 0)

-  Producto delicado / Delicate product
-  Porcelánico / Porcelain
-  Rectificado / Rectified
-  Aplicación metálica PVD / Metallic application PVD
-  Acabado Brillo/Glossy Finish

m <sup>2</sup>	Paquetes	Kg	Lbs	Paquetes	m <sup>2</sup>	m <sup>2</sup>											
22,6	4	4,2	9,26	140	0,18	24,78	Alzata Scuro	●	●								
45,2	10	5	11,02	144	0,22	31,86	Capitel Scuro	●	●								
3,76	4	26,92	59,35	28	1,06	29,77	Imperiale Chiaro	●	●								
3,76	4	27,8	61,29	28	1,06	29,77	Imperiale Scuro	●	●								
45,2	11	4,62	10,19	144	0,24	35,05	Presenza	●	●								
2,78	3	23,37	51,52	40	1,08	43,20	Scuro Rec-bis	●	●	●	●	C	●	●	●	●	●

● = Ok C = Consultar/Consult





186928 Touch  
10x75,4 cm./3.9"x29.7" D541  
10 mm. de espesor/thickness



186963 Metropolitan  
25x75 cm./9.8"x29.5" ST981(= 2 pcs)  
10 mm. de espesor/thickness



186899 Moma Brown  
31,6x31,6 cm./12.4"x12.4" M671  
8,5 mm. de espesor/thickness (Clase 0/Class 0)



186924 Lavabo White And Gold  
43,5x43,5x13,5 cm./17.1"x17.1"x5.3" E700  
10 mm. de espesor/thickness

- Producto delicado / Delicate product
- Porcelánico / Porcelain
- Aplicación metálica PVD / Metallic application PVD
- Contiene oro / Contains gold
- Acabado Brillo/Glossy Finish
- Acabado Mate/Mat Finish
- Acabado Satinado ó Mix Brillo-Mate / Satin Finish or Mix Glossy-Mat

m <sup>2</sup>	Paquetes	Kg	Lbs	Paquetes	m <sup>2</sup>	m <sup>2</sup>											
5,33	1	8	17,64	16	0,19	3	Lavabo White And Gold										
5,33	2	6,76	14,9	63	0,38	23,63	Metropolitan	•	•								
10,01	10	19,5	42,99	52	1	51,93	Moma Brown	•	•	•	•	•	•	•	•	•	•
13,26	10	14	30,86	48	0,75	36,19	Touch	•	•								

• = Ok C = Consultar/Consult



m <sup>2</sup>	kg	Lbs	mm	mm	m <sup>2</sup>													
2,78	4	27,8	61,29	20	1,44	28,8	Acanto	•	•	•	•	•	•	•	•	•	•	•
266,67	20	1,2	2,65	483	0,07	36,22	Angulo Cosmpolitan Marfil	•	•	•	•	•	•	•	•	•	•	•
666,67	48	0,86	1,9	160	0,07	11,52	Corner London Cosmpolitan	•	•	•	•	•	•	•	•	•	•	•
333,33	40	1,88	4,14	160	0,12	19,2	Corner Zocalo Cosmpolitan	•	•	•	•	•	•	•	•	•	•	•
5,33	6	20,04	44,18	64	1,13	72	Cosmpolitan Marfil	•	•	•	•	•	•	•	•	•	•	•

• = Ok C = Consultar/Consult




186578 Strip Oro  
2x75 cm./0.8"x29.5" **D432**  
12 mm. de espesor/thickness



186599 London Cosmopolitan Marfil  
5x75 cm./2"x29.5" **D382**  
10 mm. de espesor/thickness



186569 Natasha  
25x75 cm./9.8"x29.5" **D917**  
10 mm. de espesor/thickness



186541 Cosmopolitan Marfil  
25x75 cm./9.8"x29.5" **M872**  
10 mm. de espesor/thickness



186595 Zocalo Cosmopolitan Marfil  
10x75 cm./3.9"x29.5" **D541**  
10 mm. de espesor/thickness



186660 Corner London Cosmopolitan Marfil  
3x5 cm./1.2"x2" **D382**  
10 mm. de espesor/thickness



186659 Corner Zocalo Cosmopolitan Marfil  
3x10 cm./1.2"x3.9" **D461**  
10 mm. de espesor/thickness




186661 Angulo Cosmopolitan Marfil  
1.5x25 cm./0.6"x9.8" **D205**  
10 mm. de espesor/thickness



186565 Acanto  
60x60 cm./23.6"x23.6" **D962**  
10 mm. de espesor/thickness (Clase 1/Class 1)



186542 Firenze Marfil  
60x60 cm./23.6"x23.6" **M872**  
10 mm. de espesor/thickness (Clase 1/Class 1)



186572 Rodapie Firenze Marfil  
9.5x60 cm./3.7"x23.6" **D153**  
10 mm. de espesor/thickness



186561 Lavabo Marfil  
38x38x15 cm./15"x15"x5.9" **E600**  
15 mm. de espesor/thickness

■ ■ ■ Producto natural sujeto a destonificaciones / Natural product that might suffer colour variations

☼ Producto delicado / Delicate product

P Porcelánico / Porcelain

R Rectificado / Rectified

● Aplicación metálica PVD / Metallic application PVD


★ Contiene oro / Contains gold

○ Acabado Brillo/Glossy Finish

◐ Acabado Satinado ó Mix Brillo-Mate / Satin Finish or Mix Glossy-Mat

m <sup>2</sup>	kg	Kg	Lbs	cm	m	m <sup>2</sup>												
2,78	4	33,2	73,19	36	1,44	51,84	Firenze Marfil	●	●	●	●	●	●	●	●	●	●	●
6,93	1	25	55,12	16	0,14	2,31	Lavabo Marfil											
26,67	18	13,5	29,76	48	0,67	32,4	London Cosmopolitan Marfil	●	●									
5,33	6	20,46	45,11	30	1,13	33,75	Natasha	●	●									
17,54	12	16,8	37,04	70	0,68	47,88	Rodapie Firenze Marfil	●	●	●	●	●	●	●	●	●	●	●
66,67	15	5,85	12,9	72	0,22	16,2	Strip Oro	●	●									
13,33	7	10,85	23,92	48	0,53	25,2	Zocalo Cosmopolitan Marfil	●	●									


● = Ok C = Consultar/Consult




186712 Andria Marfil Rec-bis  
60x60 cm./23.6"x23.6" **M920**  
10 mm. de espesor/thickness (Clase 0/Class 0)



186762 Renoir  
25x75 cm./9.8"x29.5" **D925**  
10 mm. de espesor/thickness




186541 Cosmopolitan Marfil  
25x75 cm./9.8"x29.5" **M872**  
10 mm. de espesor/thickness



186725 Luxor  
30x30,5 cm./11.8"x12" **D946**  
5 mm. de espesor/thickness



186753 Nuur  
25x75 cm./9.8"x29.5" **D935**  
10 mm. de espesor/thickness



186714 Vicenza Onice Rect  
58,4x58,4 cm./23"x23" **M944**  
11 mm. de espesor/thickness (Clase 0/Class 0)

■ Producto natural sujeto a destonificaciones / *Natural product that might suffer colour variations*

● Producto delicado / *Delicate product*

P Porcelánico / *Porcelain*

R Rectificado / *Rectified*

★ Contiene oro / *Contains gold*

G Acabado Brillo / *Glossy Finish*


S Acabado Satinado ó Mix Brillo-Mate / *Satin Finish or Mix Glossy-Mat*

Pi Acabado Pulido / *Polished Finish*


m <sup>2</sup>		Kg	Lbs		m <sup>2</sup>	m <sup>2</sup>											
2,78	3	24,75	54,56	40	1,08	43,2	Andria Marfil Rec-bis	●	●	●	●	●	●	●	●	●	●
5,33	6	20,04	44,18	64	1,13	72	Cosmopolitan Marfil	●	●	●	●	●	●	●	●	●	●
10,93	11	9,52	20,98	72	1,01	72,47	Luxor	●	●	●	●	●	●	●	●	●	●
5,33	6	20,88	46,03	30	1,13	33,75	Nuur	●	●	●	●	●	●	●	●	●	●
5,33	6	20,46	45,11	30	1,13	33,75	Renoir	●	●	●	●	●	●	●	●	●	●
2,93	4	33,2	73,19	36	1,36	49,11	Vicenza Onice Rect	●	●	●	●	●	●	●	●	●	●

● = Ok C = Consultar/Consult





186887 Lavabo Pulpis  
40x40x17 cm./15.7"x15.7"x6.7" E650  
15 mm. de espesor/thickness



186541 Cosmopolitan Marfil  
25x75 cm./9.8"x29.5" M872  
10 mm. de espesor/thickness




186896 Cosmopolitan Pulpis  
25x75 cm./9.8"x29.5" M872  
10 mm. de espesor/thickness



186928 Touch  
10x75,4 cm./3.9"x29.7" D541  
10 mm. de espesor/thickness



186919 Valentina  
25x75 cm./9.8"x29.5" D787  
10 mm. de espesor/thickness



186907 Soleil  
29,7x29,7 cm./11.7"x11.7" D918  
8 mm. de espesor/thickness



■ Producto natural sujeto a destonificaciones / Natural product that might suffer colour variations

● Producto delicado / Delicate product

○ Acabado Brillo/Glossy Finish

◐ Acabado Satinado ó Mix Brillo-Mate / Satin Finish or Mix Glossy-Mat

m <sup>2</sup>	paq	Kg	Lbs	paq	m <sup>2</sup>	m <sup>2</sup>		Home	Sun	Water	Fire	Acid	Stain	Scratch	Slip
5,33	6	20,04	44,18	64	1,13	72	Cosmopolitan Marfil	●	●			●	●		
5,33	8	27,04	59,61	36	1,5	54	Cosmopolitan Pulpis	●	●			●	●		
4,79	1	23,5	51,81	16	0,21	3,34	Lavabo Pulpis								
11,34	11	18,7	41,23	63	0,97	61,13	Soleil	●	●			●	●		
13,26	10	14	30,86	48	0,75	36,19	Touch	●	●			●	●		
5,33	6	20,58	45,37	30	1,13	33,75	Valentina	●	●			●	●		

● = Ok C = Consultar/Consult



186919 Valentina  
25x75 cm./9.8"x29.5" D787  
10 mm. de espesor/thickness



186896 Cosmopolitan Pulpis  
25x75 cm./9.8"x29.5" M872  
10 mm. de espesor/thickness



186947 Nazari  
12x75 cm./4.7"x29.5" D962  
10 mm. de espesor/thickness



186887 Lavabo Pulpis  
40x40x17 cm./15.7"x15.7"x6.7" E650  
15 mm. de espesor/thickness

■ Producto natural sujeto a destonificaciones / Natural product that might suffer colour variations

● Producto delicado / Delicate product


● Aplicación metálica PVD / Metallic application PVD

○ Acabado Brillo/Glossy Finish

● Acabado Satinado ó Mix Brillo-Mate / Satin Finish or Mix Glossy-Mat

m <sup>2</sup>	kg	Lbs	m	m <sup>2</sup>										
5,33	8	27,04	59,61	36	1,5	54	Cosmopolitan Pulpis	●	●				●	●
4,79	1	23,5	51,81	16	0,21	3,34	Lavabo Pulpis							
11,11	10	17	37,48	30	0,9	27	Nazari	●	●					
5,33	6	20,58	45,37	30	1,13	33,75	Valentina	●	●				●	●



● = Ok C = Consultar/Consult



186538 Cosmopolitan Blanco Brillo  
25x75 cm./9.8"x29.5" M782  
10 mm. de espesor/thickness



186761 Utopia  
25x75 cm./9.8"x29.5" ST1022(= 3 pcs)  
10 mm. de espesor/thickness



186726 Heliopolis  
30x30,5 cm./11.8"x12" D946  
5 mm. de espesor/thickness



186634 Milano Anthracite  
60x60 cm./23.6"x23.6" M920  
10 mm. de espesor/thickness (Clase 1/Class 1)

■ Producto natural sujeto a destonificaciones / Natural product that might suffer colour variations

P Porcelánico / Porcelain

R Rectificado / Rectified

● Aplicación metálica PVD / Metallic application PVD

○ Acabado Brillo/Glossy Finish

● Acabado Mate/Mat Finish


◐ Acabado Satinado ó Mix Brillo-Mate / Satin Finish or Mix Glossy-Mat

m <sup>2</sup>	Paquetes	Kg	Lbs	Paquetes	m <sup>2</sup>	m <sup>2</sup>	Iconos
5,33	6	20,22	44,58	64	1,13	72	Cosmopolitan Blanco Brillo
10,93	11	10,12	22,31	72	1,01	72,47	Heliopolis
2,78	4	29,8	65,7	30	1,44	43,2	Milano Anthracite
5,33	3	10,14	22,35	42	0,56	23,63	Utopia

● = Ok C = Consultar/Consult




185424 Lavabo Redondo Platinum  
42x42x14 cm./16.5"x16.5"x5.5" E250  
15 mm. de espesor/thickness




186590 Diva  
25x75 cm./9.8"x29.5" D917  
10 mm. de espesor/thickness



186490 Lavabo Pan De Plata  
42x42x14,5 cm./16.5"x16.5"x5.7" E200  
15 mm. de espesor/thickness



186566 Alhambra  
12x75 cm./4.7"x29.5" D960  
10 mm. de espesor/thickness




186539 Cosmopolitan Blanco Mate  
25x75 cm./9.8"x29.5" M782  
10 mm. de espesor/thickness


- Producto delicado / Delicate product
- Aplicación metálica PVD / Metallic application PVD
- Acabado Brillo/Glossy Finish
- Acabado Mate/Mat Finish
- Acabado Satinado ó Mix Brillo-Mate / Satin Finish or Mix Glossy-Mat

m <sup>2</sup>	kg	Lbs	m	m <sup>2</sup>										
11,11	10	17	37,48	30	0,9	27	Alhambra	•	•					
5,33	6	19,86	43,78	64	1,13	72	Cosmopolitan Blanco Mate	•	•				•	•
5,33	6	20,76	45,77	30	1,13	33,75	Diva	•	•				•	•
5,67	1	8	17,64	12	0,18	2,12	Lavabo Pan De Plata							
5,67	1	6,7	14,77	20	0,18	3,53	Lavabo Redondo Platinum							

• = Ok C = Consultar/Consult



186893 Cosmopolitan Fussion  
25x75 cm./9.8"x29.5" M782  
10 mm. de espesor/thickness



186539 Cosmopolitan Blanco Mate  
25x75 cm./9.8"x29.5" M782  
10 mm. de espesor/thickness



186912 Al-andalus  
25x75 cm./9.8"x29.5" ST973(= 2 pcs)  
10 mm. de espesor/thickness



186730 Mayolica  
25x75 cm./9.8"x29.5" ST966(= 2 pcs)  
10 mm. de espesor/thickness



186630 Milano Cement  
60x60 cm./23.6"x23.6" M920  
10 mm. de espesor/thickness (Clase 1/Class 1)

- P Porcelánico / Porcelain
- R Rectificado / Rectified
- Acabado Mate/Mat Finish
- Acabado Satinado ó Mix Brillo-Mate / Satin Finish or Mix Glossy-Mat


m <sup>2</sup>	Paquetes	Kg	Lbs	Paquetes	m <sup>2</sup>	m <sup>2</sup>	Icon 1	Icon 2	Icon 3	Icon 4	Icon 5	Icon 6	Icon 7	Icon 8	Icon 9	Icon 10
5,33	2	6,86	15,12	63	0,38	23,63	Al-andalus	●	●							
5,33	6	19,86	43,78	64	1,13	72	Cosmopolitan Blanco Mate	●	●							
5,33	8	26,72	58,91	36	1,5	54	Cosmopolitan Fussion	●	●							
5,33	2	6,94	15,3	63	0,38	23,63	Mayolica	●	●							
2,78	4	29,8	65,7	30	1,44	43,2	Milano Cement	●	●	●	●	●	●	●	●	●

● = Ok C = Consultar/Consult

*Serie*  
*Extravaganza*



# DUNE



186584 Golden Dune  
30x60 cm./11.8"x23.6" D991  
10 mm. de espesor/thickness




186585 Platinum Dune  
30x60 cm./11.8"x23.6" D990  
10 mm. de espesor/thickness

● Aplicación metálica PVD / *Metalic application PVD*  
○ Acabado Brillo/*Glossy Finish*

m <sup>2</sup>	Paquetes	Kg	Lbs	Paquetes	m <sup>2</sup>	m <sup>2</sup>	Golden Dune	Platinum Dune
5,56	4	14,4	31,75	16	0,72	11,52	●	●
5,56	4	14,48	31,92	16	0,72	11,52	●	●

● = Ok C = Consultar/Consult





186591 Platinum Keops  
30x60 cm./11.8"x23.6" D990  
10 mm. de espesor/thickness



186592 Golden Keops  
30x60 cm./11.8"x23.6" D991  
10 mm. de espesor/thickness



● Aplicación metálica PVD / *Metalic application PVD*  
○ Acabado Brillo/*Glossy Finish*

m <sup>2</sup>	Paquetes	Kg	Lbs	Paquetes	m	m'	Golden Keops	Platinum Keops
5,56	4	15,44	34,04	16	0,72	11,52	●	●
5,56	4	15,52	34,22	16	0,72	11,52	●	●

● = Ok C = Consultar/Consult



186483 White Pad  
30x60 cm./11.8"x23.6" D917  
10 mm. de espesor/thickness



186484 Red Pad  
30x60 cm./11.8"x23.6" D925  
10 mm. de espesor/thickness



186594 Golden Pad  
30x60 cm./11.8"x23.6" D991  
10 mm. de espesor/thickness



186593 Platinum Pad  
30x60 cm./11.8"x23.6" D990  
10 mm. de espesor/thickness


●● Aplicación metálica PVD / *Metalic application PVD*  
○ Acabado Brillo/*Glossy Finish*

m <sup>2</sup>	Paquetes	Kg	Lbs	Paquetes	m <sup>2</sup>	m <sup>2</sup>								
5,56	4	15,52	34,22	16	0,72	11,52	Golden Pad	●	●					
5,56	4	15,68	34,57	16	0,72	11,52	Platinum Pad	●	●					
5,56	4	14,4	31,75	16	0,72	11,52	Red Pad	●	●					
5,56	4	14,84	32,72	16	0,72	11,52	White Pad	●	●					

● = Ok C = Consultar/Consult



186945 Surf  
30x60 cm./11.8"x23.6" ST976  
10 mm. de espesor/thickness



186335 Black Keeps  
30x60 cm./11.8"x23.6" D915  
10 mm. de espesor/thickness



186383 Krypton  
28x28 cm./11"x11" D936  
8 mm. de espesor/thickness


- Acabado Brillo/Glossy Finish
- Acabado Satinado ó Mix Brillo-Mate / Satin Finish or Mix Glossy-Mat

m <sup>2</sup>	kg	Lbs	m	m <sup>2</sup>		Home	Sun	Grid	Water	Fire	Acoustic	Other
5,56	4	15,5	34,17	16	0,72	11,52	Black Keeps	●	●		●	●
12,76	11	12,27	27,04	63	0,86	54,33	Krypton	●	●	●	●	C ●
5,56	4	14,52	32,01	16	0,72	11,52	Surf	●	●		●	●

● = Ok C = Consultar/Consult



186958 Victorian  
30x60 cm./11.8"x23.6" D962  
10 mm. de espesor/thickness



186899 Moma Brown  
31,6x31,6 cm./12.4"x12.4" M671  
8,5 mm. de espesor/thickness (Clase 0/Class 0)




- Producto delicado / Delicate product
- Porcelánico / Porcelain
- Contiene oro / Contains gold
- Acabado Brillo/Glossy Finish
- Acabado Mate/Mat Finish


m <sup>2</sup>	kg	Lbs	m	m <sup>2</sup>
10,01	10	19,5	42,99	52
5,56	4	14,56	32,1	16
			0,72	11,52

Home	Sun	Water	Fire	Wind	Sound	Light	Temperature	Humidity	Pressure	Altitude
•	•	•	•	•	•	•	•	•	•	•
•	•	•	•	•	•	•	•	•	•	•

• = Ok C = Consultar/Consult



185504 Loft Blanco Brillo  
15x60 cm./5.9"x23.6" M925  
11 mm. de espesor/thickness



185861 Moon Pure Gold  
15x60 cm./5.9"x23.6" D962  
11 mm. de espesor/thickness



185860 Moon Pure Silver  
15x60 cm./5.9"x23.6" D960  
11 mm. de espesor/thickness

●● Aplicación metálica PVD / *Metalic application PVD*  
○ Acabado Brillo/*Glossy Finish*

m <sup>2</sup>	kg	Lbs	mm	m <sup>2</sup>	Icons									
11,11	11	18,7	41,23	40	0,99	39,6	Loft Blanco Brillo	•	•	C	C	C	•	•
11,11	9	17,19	37,9	40	0,81	32,4	Moon Pure Gold	•	•					
11,11	9	17,24	38	40	0,81	32,4	Moon Pure Silver	•	•					

● = Ok C = Consultar/Consult


# DUNE



185643 Cayman Champagne  
29,8x29,8 cm./11.7"x11.7" D910  
8 mm. de espesor/thickness




185666 Damasco Pure Golden  
15x60 cm./5.9"x23.6" D960  
11 mm. de espesor/thickness



185507 Loft Negro Mate  
15x60 cm./5.9"x23.6" M931  
11 mm. de espesor/thickness



184590 Lavabo Cuadrado Dorado Anaranjado  
42,5x42,5x12 cm./16.7"x16.7"x4.7" E250  
15 mm. de espesor/thickness



- Aplicación metálica PVD / *Metalic application PVD*
- Acabado Brillo/Glossy Finish
- Acabado Mate/Mat Finish
- Acabado Satinado ó Mix Brillo-Mate / *Satin Finish or Mix Glossy-Mat*

m <sup>2</sup>	kg	Lbs	ft <sup>2</sup>	mm	mm														
11,26	11	16,5	36,38	54	0,98	52,75	Cayman Champagne	•	•	•	•	•	•	•	•	•	•	•	•
11,11	11	18,92	41,71	40	0,99	39,6	Damasco Pure Golden	•	•										
5,54	1	9	19,84	20	0,18	3,61	Lavabo Cuadrado Dorado												
11,11	11	19,58	43,17	40	0,99	39,6	Loft Negro Mate	•	•	C				C	C	•	•	•	

• = Ok C = Consultar/Consult



185396 Cayman Nacar  
30x30 cm./11.8"x11.8" D854  
8 mm. de espesor/thickness



185507 Loft Negro Mate  
15x60 cm./5.9"x23.6" M931  
11 mm. de espesor/thickness

○ Acabado Brillo/Glossy Finish  
● Acabado Mate/Mat Finish

m <sup>2</sup>	kg	Lbs	m	m <sup>2</sup>	Product	Home	Sun	Water	Fire	Acoustic	Thermal	Light	Sound
11,11	11	16,5	36,38	54	0,99	53,46	Cayman Nacar	●	●	●	●	●	●
11,11	11	19,58	43,17	40	0,99	39,6	Loft Negro Mate	●	●	C	C	C	●

● = Ok C = Consultar/Consult

# EPHEMERAL.

## VISIONS

### FOLDING ELEMENTS COLLECTION



FOLDING GOLD 15X60 CM.



FOLDING SILVER 15X60 CM.



FOLDING FLOWERS 15X60 CM.




FOLDING ROSES 15X60 CM.

### ALEA COLLECTION



ALEA COPPER 15X60 CM.



ALEA GREY 15X60 CM.

### IDENTITY COLLECTION



IDENTITY GLASS 15X60 CM.



Exclusively designed by **heva\* design** for Dune Ceramica

## EPHEMERAL.

### VISIONS

Is a collection whose attraction is based on the optical perceptions and the incidence of light that brings these materials to life.

FOLDING ELEMENTS (ceramics), ALEA (aluminium) and IDENTITY (glass) are gracefully pressed, textured and decorated to cause the viewer not just optical but tactile feelings also, creating an interaction between the user and the product.

The incoming light, the position of the observer and the shade scale of the material create temporary optical illusions, that is the reason of the collection name.

Es una colección cuyo atractivo se basa en las percepciones ópticas y la incidencia de la luz, que dota de vida a los materiales.


FOLDING ELEMENTS (cerámica), ALEA (aluminio) e IDENTITY (vidrio) han sido prensados, texturizados y decorados con gran ingenio y creatividad para causar en el espectador no sólo sensaciones ópticas si no también táctiles, creando una interacción entre ambos. La luz, la posición del observador y las tonalidades del material, generan ilusiones ópticas temporales, de ahí el nombre de la colección.



**heva\* design** is an architecture and Design Studio formed by the architects Helia San Nicolás and Vanessa Molina, who create women accessories from an architectural perspective and whose talent and creativity has made them deserving several awards and recognition. They seek to value the multidisciplinary character of architecture and design thus they create not only building projects, but also several lines of women accessories mixing materials from the building industry- such as mosaic chips or tiles-with materials from the textile and fashion world. As a result of the multidisciplinary nature of their projects, Heva has developed for **DUNE: EPHEMERAL VISIONS**, a ground-breaking collection of wall coverings and **SIX&CHIC**, a new line of women accessories.

**heva\* design** es un estudio de arquitectura y diseño compuesto por Helia San Nicolás y Vanessa Molina, quienes diseñan complementos femeninos desde un enfoque arquitectónico y cuyo talento y creatividad las ha hecho merecedoras de diversos premios. Heva intenta poner en valor el carácter multidisciplinar de la arquitectura y el diseño, de ahí que no sólo se dediquen a la proyección de edificios sino también de complementos femeninos en cuya elaboración mezclan materiales propios de la construcción, como la cerámica, con materiales de la industria textil. Resultado de este enfoque multidisciplinar son los dos proyectos que han elaborado para **DUNE: EPHEMERAL VISIONS**, una sorprendente colección de revestimientos, y **SIX&CHIC** con increíbles complementos femeninos.





187155 Identity Glass  
15x60 cm./5.9"x23.6" D962  
8 mm. de espesor/thickness



185507 Loft Negro Mate  
15x60 cm./5.9"x23.6" M931  
11 mm. de espesor/thickness

186634 Milano Anthracite  
60x60 cm./23.6"x23.6" M920  
10 mm. de espesor/thickness (Clase 1/Class 1)

■ Producto natural sujeto a destonificaciones / *Natural product that might suffer colour variations*

**P** Porcelánico / *Porcelain*

**R** Rectificado / *Rectified*

**H** Producto artesanal que puede presentar ligeras variaciones de tono y tamaño. *Handmade product that may have shade and size variations.*

○ Acabado Brillo/*Glossy Finish*

● Acabado Mate/*Mat Finish*

m <sup>2</sup>	kg	Kg	Lbs	mm	m <sup>2</sup>														
11,11	13	23,4	51,59	40	1,17	46,8	Identity Glass	●	●										
11,11	11	19,58	43,17	40	0,99	39,6	Loft Negro Mate	●		●	C			C	C	●	●		
2,78	4	29,8	65,7	30	1,44	43,2	Milano Anthracite	●	●	●	●	●	●	●	●	●	●	●	

● = Ok C = Consultar/Consult





186736 Lavabo Foglio Di Rame  
42x42x14,5 cm./16.5"x16.5"x5.7" E250  
15 mm. de espesor/thickness



187127 Alea Copper  
15x60 cm./5.9"x23.6" D896  
8 mm. de espesor/thickness



185507 Loft Negro Mate  
15x60 cm./5.9"x23.6" M931  
11 mm. de espesor/thickness



186634 Milano Anthracite  
60x60 cm./23.6"x23.6" M920  
10 mm. de espesor/thickness (Clase 1/Class 1)


-  Producto delicado / Delicate product
-  Porcelánico / Porcelain
-  Rectificado / Rectified
-  Acabado Brillo/Glossy Finish
-  Acabado Mate/Mat Finish
-  Acabado Satinado ó Mix Brillo-Mate / Satin Finish or Mix Glossy-Mat

m <sup>2</sup>	Paquetes	Kg	Lbs	Paquetes	m <sup>2</sup>	m <sup>2</sup>											
11,11	22	23,98	52,87	24	1,98	47,52	Alea Copper	•	•								
5,67	1	7,2	15,87	16	0,18	2,82	Lavabo Foglio Di Rame										
11,11	11	19,58	43,17	40	0,99	39,6	Loft Negro Mate	•	•	C			C	C	•	•	
2,78	4	29,8	65,7	30	1,44	43,2	Milano Anthracite	•	•	•	•	•	•	•	•	•	•

• = Ok C = Consultar/Consult



187189 Folding Roses  
15x60 cm./5.9"x23.6" D432  
11 mm. de espesor/thickness



185505 Loft Blanco Mate  
15x60 cm./5.9"x23.6" M925  
11 mm. de espesor/thickness



187188 Folding Flowers  
15x60 cm./5.9"x23.6" D432  
11 mm. de espesor/thickness



- Acabado Mate/Mat Finish
- ◐ Acabado Satinado ó Mix Brillo-Mate / Satin Finish or Mix Glossy-Mat

m <sup>2</sup>	kg	Lbs	m	m <sup>2</sup>									
11,11	6	12,54	27,65	40	0,54	21,6	Folding Flowers	•	•			•	•
11,11	6	12,6	27,78	40	0,54	21,6	Folding Roses	•	•			•	•
11,11	11	19,47	42,92	40	0,99	39,6	Loft Blanco Mate	•	•	C		C	C


• = Ok C = Consultar/Consult



187191 Folding Silver  
15x60 cm./5.9"x23.6" D922  
11 mm. de espesor/thickness



187190 Folding Gold  
15x60 cm./5.9"x23.6" D922  
11 mm. de espesor/thickness




186634 Milano Anthracite  
60x60 cm./23.6"x23.6" M920  
10 mm. de espesor/thickness (Clase 1/Class 1)


- P Porcelánico / Porcelain
- R Rectificado / Rectified
- Aplicación metálica PVD / Metallic application PVD
- Acabado Mate/Mat Finish
- Acabado Satinado ó Mix Brillo-Mate / Satin Finish or Mix Glossy-Mat

m <sup>2</sup>	kg	kg	Lbs	kg	m <sup>2</sup>	m <sup>2</sup>											
11,11	6	12,9	28,44	40	0,54	21,6	Folding Gold	•	•								
11,11	6	13,02	28,7	40	0,54	21,6	Folding Silver	•	•								
2,78	4	29,8	65,7	30	1,44	43,2	Milano Anthracite	•	•	•	•	•	•	•	•	•	•


• = Ok C = Consultar/Consult




186948 Bizancio  
60x60 cm./23.6"x23.6" **D971**  
10 mm. de espesor/thickness (Clase 0/Class 0)



186962 Bizancio Deco  
60x60 cm./23.6"x23.6" **D971**  
10 mm. de espesor/thickness (Clase 0/Class 0)



186966 Bizancio Carpet  
60x60 cm./23.6"x23.6" **D962**  
10 mm. de espesor/thickness (Clase 0/Class 0)



186902 Statuario Rec-bis  
60x60 cm./23.6"x23.6" **M920**  
10 mm. de espesor/thickness (Clase 0/Class 0)

- P** Porcelánico / Porcelain
- R** Rectificado / Rectified
- ★ Contiene platino / Contains platinum
- Acabado Brillo/Glossy Finish
- ◐ Acabado Satinado ó Mix Brillo-Mate / Satin Finish or Mix Glossy-Mat

	m <sup>2</sup>		Kg	Lbs		m	m'										
2,78	2	15,62	34,44	36	0,72	25,92	Bizancio	●	●	●	●	●	●	●	●	●	●
2,78	2	15,62	34,44	36	0,72	25,92	Bizancio Carpet	●	●	●	●	●	●	●	●	●	●
2,78	2	15,62	34,44	36	0,72	25,92	Bizancio Deco	●	●	●	●	●	●	●	●	●	●
2,78	3	24,03	52,98	40	1,08	43,2	Statuario Rec-bis	●	●	●	●	●	●	●	●	●	●

● = Ok C = Consultar/Consult



P  
R  
○

186713 Andria Travertino Rec-bis  
60x60 cm./23.6"x23.6" M920  
10 mm. de espesor/thickness (Clase 0/Class 0)




P  
R  
○

186722 Cremona  
60x60 cm./23.6"x23.6" D969  
10 mm. de espesor/thickness (Clase 0/Class 0)



P  
R  
○

186721 Cremona Deco  
60x60 cm./23.6"x23.6" D969  
10 mm. de espesor/thickness (Clase 0/Class 0)



P  
R  
○

186720 Persepolis  
60x60 cm./23.6"x23.6" D969  
12 mm. de espesor/thickness (Clase 0/Class 0)



P  
R  
○

186724 Taco Persepolis  
15x15 cm./5.9"x5.9" D244  
10 mm. de espesor/thickness (Clase 0/Class 0)



P  
R  
○

186723 Cenefa Persepolis  
15x60 cm./5.9"x23.6" D461  
10 mm. de espesor/thickness (Clase 0/Class 0)




P  
R  
○

186769 Rodapie Andria Travertino Rec-bis  
9,5x60 cm./3.7"x23.6" D153  
10 mm. de espesor/thickness

- P Porcelánico / Porcelain
- R Rectificado / Rectified
- Acabado Brillo/Glossy Finish

2,78	3	23,52	51,85	40	1,08	43,2	Andria Travertino Rec-bis	•	•	•	•	•	•	•	•	•	•	•
11,22	12	23,28	51,32	40	1,07	42,77	Cenefa Persepolis	•	•	•	•	•	•	•	•	•	•	•
2,78	2	15,7	34,61	36	0,72	25,92	Cremona	•	•	•	•	•	•	•	•	•	•	•
2,78	2	15,7	34,61	36	0,72	25,92	Cremona Deco	•	•	•	•	•	•	•	•	•	•	•
2,78	2	15,9	35,05	36	0,72	25,92	Persepolis	•	•	•	•	•	•	•	•	•	•	•
17,54	12	16,8	37,04	70	0,68	47,88	Rodapie Andria Travertino	•	•	•	•	•	•	•	•	•	•	•
44,44	18	8,73	19,25	100	0,41	40,5	Taco Persepolis	•	•	•	•	•	•	•	•	•	•	•

• = Ok C = Consultar/Consult



186909 Horus  
30x30 cm./11.8"x11.8" D946  
8 mm. de espesor/thickness



186712 Andria Marfil Rec-bis  
60x60 cm./23.6"x23.6" M920  
10 mm. de espesor/thickness (Clase 0/Class 0)



186910 Borgia  
60x60 cm./23.6"x23.6" D971  
10 mm. de espesor/thickness (Clase 0/Class 0)



186960 Borgia Deco  
60x60 cm./23.6"x23.6" D971  
10 mm. de espesor/thickness (Clase 0/Class 0)



186768 Rodapie Andria Marfil Rec-bis  
9,5x60 cm./3,7"x23,6" D153  
10 mm. de espesor/thickness



- Producto delicado / Delicate product
- Porcelánico / Porcelain
- Rectificado / Rectified
- Contiene oro / Contains gold
- Contiene platino / Contains platinum
- Acabado Brillo/Glossy Finish
- Acabado Mate/Mat Finish

m <sup>2</sup>		Kg	Lbs		m	m <sup>2</sup>										
2,78	3	24,75	54,56	40	1,08	43,2	Andria Marfil Rec-bis	•	•	•	•	•	•	•	•	•
2,78	2	15,9	35,05	36	0,72	25,92	Borgia	•	•	•	•	•	•	•	•	•
2,78	2	15,9	35,05	36	0,72	25,92	Borgia Deco	•	•	•	•	•	•	•	•	•
11,11	11	13,48	29,71	72	0,99	71,28	Horus	•	•							

• = Ok C = Consultar/Consult





186961 Tandem  
60x60 cm./23.6"x23.6" ST998(= 2 pcs)  
10 mm. de espesor/thickness (Clase 0/Class 0)



186631 Rodapie Milano Cement  
8x60 cm./3.1"x23.6" D153  
10 mm. de espesor/thickness



186630 Milano Cement  
60x60 cm./23.6"x23.6" M920  
10 mm. de espesor/thickness (Clase 1/Class 1)

- P Porcelánico / Porcelain
- R Rectificado / Rectified
- Acabado Mate/Mat Finish
- ◐ Acabado Satinado ó Mix Brillo-Mate / Satin Finish or Mix Glossy-Mat

m <sup>2</sup>	kg	Lbs	m	m <sup>2</sup>		Home	Sun	Grid	Diagonal	Stair	Wall	Pool	Shower	Wave	Person	
2,78	4	29,8	65,7	30	1,44	43,2	Milano Cement	●	●	●	●	●	●	●	●	●
20,83	14	15,26	33,64	40	0,67	26,88	Rodapie Milano Cement	●	●	●	●	●	●	●	●	●
2,78	2	16	35,27	36	0,72	25,92	Tandem	●	●	●	●	●	●	●	●	●

● = Ok C = Consultar/Consult



186451 Bianco Brick  
15x60 cm./5.9"x23.6" M1001  
10 mm. de espesor/thickness



186452 Bianco Brick Corner  
15x60 cm./5.9"x23.6" D309  
10 mm. de espesor/thickness



185684 Quarzita Brick  
15x60 cm./5.9"x23.6" M1001  
10 mm. de espesor/thickness





186361 Quarzita Brick Corner  
15x60 cm./5.9"x23.6" D309  
10 mm. de espesor/thickness

■ Producto natural sujeto a destonificaciones / Natural product that might suffer colour variations

● Acabado Mate/Mat Finish

m <sup>2</sup>	Paquetes	Kg	Lbs	Paquetes	m <sup>2</sup>	m <sup>2</sup>	Iconos
11,11	5	17,57	38,72	40	0,45	18	Bianco Brick
11,11	5	23	50,71	40	0,45	18	Bianco Brick Corner
11,11	4	12,58	27,73	60	0,36	21,6	Quarzita Brick
11,11	4	16,8	37,04	48	0,36	17,28	Quarzita Brick Corner

● = Ok C = Consultar/Consult



185682 Oxido Brick  
15x60 cm./5.9"x23.6" M1001  
10 mm. de espesor/thickness



186362 Oxido Brick Corner  
15x60 cm./5.9"x23.6" D309  
10 mm. de espesor/thickness



185683 Nero Brick  
15x60 cm./5.9"x23.6" M1001  
10 mm. de espesor/thickness



186363 Nero Brick Corner  
15x60 cm./5.9"x23.6" D309  
10 mm. de espesor/thickness

**i** Con el fin de reducir la aparición de oxidaciones en la superficie de la pieza, se recomienda sellarla con nuestro sellador (pág 211).  
To avoid rusting coming out on the surface of pieces, we highly recommend you treat them with our sealer (pag 211).

■ Producto natural sujeto a destonificaciones / Natural product that might suffer colour variations  
● Acabado Mate/Mat Finish

m <sup>2</sup>	Paquetes	Kg	Lbs	Paquetes	m <sup>2</sup>	m <sup>2</sup>		●	●	●	●	●	●	●	●	●	●	●
11,11	4	16,77	36,98	40	0,36	14,4	Nero Brick	●	●	●								
11,11	4	22,92	50,53	40	0,36	14,4	Nero Brick Corner	●	●	●								
11,11	4	10	22,05	60	0,36	21,6	Oxido Brick	●	●	●								
11,11	4	16,4	36,16	48	0,36	17,28	Oxido Brick Corner	●	●	●								

● = Ok C = Consultar/Consult

185849 Perlas Oro  
0,6x25 cm./0.2"x9.8" \*D173  
9 mm. de espesor/thickness



185941 Petroglyphe Floral Crema  
30x60 cm./11.8"x23.6" D981  
11 mm. de espesor/thickness



185911 Marmol Crema  
30x60 cm./11.8"x23.6" M1000  
11 mm. de espesor/thickness



185073 Lavabo Redondo Dorado  
42x42x14 cm./16.5"x16.5"x5.5" E250  
15 mm. de espesor/thickness



\*Ventas a cajas completas  
\*Sold per complete boxes

- Producto natural sujeto a destonificaciones / Natural product that might suffer colour variations
- Aplicación metálica PVD / Metallic application PVD
- Acabado Brillo/Glossy Finish
- Acabado Satinado ó Mix Brillo-Mate / Satin Finish or Mix Glossy-Mat

m²	Paquetes	Kg	Lbs	Paquetes	m	m'											
5,67	1	7,5	16,53	20	0,18	3,53	Lavabo Redondo Dorado										
5,56	5	24,5	54,01	40	0,9	36	Marmol Crema	•	•	•	•	•	•	•	•	•	•
666,67	10	0,35	0,77	483	0,01	7,24	Perlas Oro	•	•				•			•	
5,56	4	19,6	43,21	16	0,72	11,52	Petroglyphe Floral Crema	•	•								

• = Ok C = Consultar/Consult



186735 Sinai  
30x60 cm./11.8"x23.6" D992  
10 mm. de espesor/thickness



186737 Lavabo Sinai  
42x42x14 cm./16.5"x16.5"x5.5" E351  
15 mm. de espesor/thickness



185911 Marmol Crema  
30x60 cm./11.8"x23.6" M1000  
11 mm. de espesor/thickness



185914 Bohemia  
29x30 cm./11.4"x11.8" D582  
8 mm. de espesor/thickness



185901 Venezia  
30x60 cm./11.8"x23.6" D992  
10 mm. de espesor/thickness



185952 Lavabo Venezia  
42x42x14 cm./16.5"x16.5"x5.5" E351  
17 mm. de espesor/thickness


■ Producto natural sujeto a destonificaciones / Natural product that might suffer colour variations

○ Acabado Brillo/Glossy Finish

◐ Acabado Satinado ó Mix Brillo-Mate / Satin Finish or Mix Glossy-Mat

m <sup>2</sup>	kg	Lbs	m <sup>2</sup>	m <sup>2</sup>														
11,49	10	14	30,86	48	0,87	41,76	Bohemia	•	•	•								
5,67	1	7,2	15,87	16	0,18	2,82	Lavabo Sinai											
5,67	1	7,5	16,53	20	0,18	3,53	Lavabo Venezia											
5,56	5	24,5	54,01	40	0,9	36	Marmol Crema	•	•	•	•	•	•	•	•	•	•	•
5,56	5	18,9	41,67	32	0,9	28,8	Sinai	•	C	•	C							
5,53	5	24,75	54,56	32	0,9	28,94	Venezia	•	C	•	C							

• = Ok C = Consultar/Consult



186355 Casablanca  
30x30 cm./11.8"x11.8" D710  
8 mm. de espesor/thickness



186343 Pan De Plata  
30x60 cm./11.8"x23.6" D983  
10 mm. de espesor/thickness



186490 Lavabo Pan De Plata  
42x42x14,5 cm./16.5"x16.5"x5.7" E200  
15 mm. de espesor/thickness



■ Producto natural sujeto a destonificaciones / *Natural product that might suffer colour variations*


○ Acabado Brillo/*Glossy Finish*

● Acabado Satinado ó Mix Brillo-Mate / *Satin Finish or Mix Glossy-Mat*

m <sup>2</sup>	kg	lbs	m <sup>2</sup>	m <sup>2</sup>	m <sup>2</sup>	m <sup>2</sup>								
11,11	11	17,22	37,95	63	0,99	62,37	Casablanca	●	●	●	●	●	●	●
5,67	1	8	17,64	12	0,18	2,12	Lavabo Pan De Plata	●	●	●	●	●	●	●
5,56	5	22,9	50,49	32	0,9	28,8	Pan De Plata	●	C	●	●	●	●	●

● = Ok C = Consultar/Consult





187471 Agadir Silver  
30x60 cm./11.8"x23.6" D983  
8 mm. de espesor/thickness



187401 Lavabo Agadir Silver  
42x42x14,5 cm./16.5"x16.5"x5.7" E050  
12 mm. de espesor/thickness



**N** Novedad / New

**O** Acabado Brillo/Glossy Finish

m<sup>2</sup> Kg Lbs m<sup>2</sup> m<sup>2</sup>

5,56 5 17,7 39,02 32 0,9 28,8

5,67 1 7 15,43 16 0,18 2,82

Agadir Silver


Lavabo Agadir Silver



● = Ok C = Consultar/Consult








- P
- R
- 

186902 Statuario Rec-bis  
60x60 cm./23.6"x23.6" **M920**  
10 mm. de espesor/thickness (Clase 0/Class 0)



- P
- R
- 

186903 Rodapie Statuario Rec-bis  
9,5x60 cm./3.7"x23.6" **D153**  
10 mm. de espesor/thickness



- P
- R
- 

186634 Milano Anthracite  
60x60 cm./23.6"x23.6" **M920**  
10 mm. de espesor/thickness (Clase 1/Class 1)



- 
- 

186916 Aura Agate Glass  
25x75 cm./9.8"x29.5" **D972**  
9 mm. de espesor/thickness



- 

186897 Cosmopolitan Statuario  
25x75 cm./9.8"x29.5" **M872**  
10 mm. de espesor/thickness

■ Producto natural sujeto a destonificaciones / *Natural product that might suffer colour variations*

P Porcelánico / *Porcelain*


R Rectificado / *Rectified*

○ Acabado Brillo/*Glossy Finish*

● Acabado Mate/*Mat Finish*

m <sup>2</sup>	Paquetes	Kg	Lbs	Paquetes	m <sup>2</sup>	m <sup>2</sup>		🏠	☀️	🚰	🚿	🚿	🚿	🚿	🚿	🚿	🚿	🚿	🚿	🚿	
5,33	5	19	41,89	24	0,94	22,5	Aura Agate Glass	•	•	•	C	•	•	•	•	•	•	•	•	•	•
5,33	8	26,16	57,67	36	1,5	54	Cosmopolitan Statuario	•	•	•	•	•	•	•	•	•	•	•	•	•	•
2,78	4	29,8	65,7	30	1,44	43,2	Milano Anthracite	•	•	•	•	•	•	•	•	•	•	•	•	•	•
17,54	12	16,8	37,04	70	0,68	47,88	Rodapie Statuario Rec-bis	•	•	•	•	•	•	•	•	•	•	•	•	•	•
2,78	3	24,03	52,98	40	1,08	43,2	Statuario Rec-bis	•	•	•	•	•	•	•	•	•	•	•	•	•	•

• = Ok C = Consultar/Consult



186914 Aura Amethyst Glass  
25x75 cm./9.8"x29.5" D972  
9 mm. de espesor/thickness

186893 Cosmopolitan Fussion  
25x75 cm./9.8"x29.5" M782  
10 mm. de espesor/thickness

186915 Aura Onix Glass  
25x75 cm./9.8"x29.5" D972  
9 mm. de espesor/thickness

186541 Cosmopolitan Marfil  
25x75 cm./9.8"x29.5" M872  
10 mm. de espesor/thickness

■ Producto natural sujeto a destonificaciones / Natural product that might suffer colour variations

○ Acabado Brillo/Glossy Finish

◐ Acabado Satinado ó Mix Brillo-Mate / Satin Finish or Mix Glossy-Mat

m <sup>2</sup>	kg	Lbs	kg	Lbs	m	m'		Home	Sun	Grid	Water	Fire	Acoustic	Thermal	Light	Sound
5,33	5	19	41,89	24	0,94	22,5	Aura Amethyst Glass	•	•	C						
5,33	5	19	41,89	24	0,94	22,5	Aura Onix Glass	•	•	C						
5,33	8	26,72	58,91	36	1,5	54	Cosmopolitan Fussion	•	•							
5,33	6	20,04	44,18	64	1,13	72	Cosmopolitan Marfil	•	•							

• = Ok C = Consultar/Consult


# DUNE



186736 Lavabo Foglio Di Rame  
42x42x14,5 cm./16.5"x16.5"x5.7" E250  
15 mm. de espesor/thickness



186734 Foglio Di Rame  
25x75 cm./9.8"x29.5" D983  
9 mm. de espesor/thickness



186541 Cosmopolitan Marfil  
25x75 cm./9.8"x29.5" M872  
10 mm. de espesor/thickness



186712 Andria Marfil Rec-bis  
60x60 cm./23.6"x23.6" M920  
10 mm. de espesor/thickness (Clase 0/Class 0)



- P Porcelánico / Porcelain
- R Rectificado / Rectified
- Acabado Brillo/Glossy Finish

	m <sup>2</sup>		Kg	Lbs		m	m'								
Andria Marfil Rec-bis	2,78	3	24,75	54,56	40	1,08	43,2	•	•	•	•	•	•	•	•
Cosmopolitan Marfil	5,33	6	20,04	44,18	64	1,13	72	•	•	•	•	•	•	•	•
Foglio Di Rame	5,33	5	19,1	42,11	24	0,94	22,5	•	C	•	•	•	•	•	•
Lavabo Foglio Di Rame	5,67	1	7,2	15,87	16	0,18	2,82	•	•	•	•	•	•	•	•

• = Ok C = Consultar/Consult



186733 Foglio D'argento  
25x75 cm./9.8"x29.5" D983  
9 mm. de espesor/thickness



186732 Foglio D'oro  
25x75 cm./9.8"x29.5" D983  
9 mm. de espesor/thickness




186738 Cleopatra  
29x29 cm./11.4"x11.4" D920  
8 mm. de espesor/thickness

- Acabado Brillo/Glossy Finish
- Acabado Satinado ó Mix Brillo-Mate / Satin Finish or Mix Glossy-Mat

m <sup>2</sup>	kg	Lbs	m	m <sup>2</sup>	Icon 1	Icon 2	Icon 3	Icon 4	Icon 5	Icon 6	Icon 7	Icon 8	Icon 9	Icon 10
11,89	11	15,95	35,16	54	0,93	49,96	Cleopatra	●	●	●	●	●	●	●
5,33	5	19,1	42,11	24	0,94	22,5	Foglio D'oro	●	C	●	●	●	●	●
5,33	5	19,1	42,11	24	0,94	22,5	Foglio D'argento	●	C	●	●	●	●	●

● = Ok C = Consultar/Consult



185436 Silver Glass  
15x60 cm./5.9"x23.6" D725  
10 mm. de espesor/thickness



185507 Loft Negro Mate  
15x60 cm./5.9"x23.6" M931  
11 mm. de espesor/thickness



185419 Lavabo Redondo Silver  
46x46x10 cm./18.1"x18.1"x3.9" E200  
15 mm. de espesor/thickness



185439 Cosmic Glass  
15x60 cm./5.9"x23.6" D725  
10 mm. de espesor/thickness




185418 Lavabo Redondo Cosmic  
42x42x14 cm./16.5"x16.5"x5.5" E200  
15 mm. de espesor/thickness

○ Acabado Brillo/Glossy Finish  
● Acabado Mate/Mat Finish

m <sup>2</sup>	kg	Lbs	m	m <sup>2</sup>	Icon 1	Icon 2	Icon 3	Icon 4	Icon 5	Icon 6	Icon 7	Icon 8	Icon 9	Icon 10
11,11	10	21,5	47,4	32	0,9	28,8	Cosmic Glass	●	●	●	C			C
5,67	1	6,7	14,77	20	0,18	3,53	Lavabo Redondo Cosmic							
4,73	1	8,7	19,18	20	0,21	4,23	Lavabo Redondo Silver							
11,11	11	19,58	43,17	40	0,99	39,6	Loft Negro Mate	●			C		C	●
11,11	10	21,5	47,4	32	0,9	28,8	Silver Glass	●			C			●

● = Ok C = Consultar/Consult



185435 Platinum Glass  
15x60 cm./5.9"x23.6" D725  
10 mm. de espesor/thickness

185424 Lavabo Redondo Platinum  
42x42x14 cm./16.5"x16.5"x5.5" E250  
15 mm. de espesor/thickness



185507 Loft Negro Mate  
15x60 cm./5.9"x23.6" M931  
11 mm. de espesor/thickness

186478 Aurum Glass  
15x60 cm./5.9"x23.6" D936  
10 mm. de espesor/thickness

185073 Lavabo Redondo Dorado  
42x42x14 cm./16.5"x16.5"x5.5" E250  
15 mm. de espesor/thickness

○ Acabado Brillo/Glossy Finish  
● Acabado Mate/Mat Finish

m <sup>2</sup>	kg	Lbs	mm	m <sup>2</sup>											
11,11	10	22,7	50,04	32	0,9	28,8	Aurum Glass	●	●	●	C				
5,67	1	7,5	16,53	20	0,18	3,53	Lavabo Redondo Dorado								
5,67	1	6,7	14,77	20	0,18	3,53	Lavabo Redondo Platinum								
11,11	11	19,58	43,17	40	0,99	39,6	Loft Negro Mate	●	●	●	C	C	●	●	
11,11	10	21,5	47,4	32	0,9	28,8	Platinum Glass	●	●	●	C				

● = Ok C = Consultar/Consult



187298 Arte  
28x29,2 cm./11"x11.5" D624  
10 mm. de espesor/thickness (Clase 1/Class 1)



187324 Aosta Argent  
22x85 cm./8.7"x33.5" M849  
9 mm. de espesor/thickness (Clase 1/Class 1)



- Porcelánico / Porcelain
- Acabado Mate/Mat Finish
- Acabado Satinado ó Mix Brillo-Mate / Satin Finish or Mix Glossy-Mat

m <sup>2</sup>	kg	Lbs	mm	cm
5,35	9	34,11	75,20	45
17,7	8	10,12	22,31	64

Icon	Aosta Argent	Arte
	•	•
	•	•
	•	•
	•	•
	•	•
	•	•
	•	•
	•	•
	•	•
	•	•

• = Ok C = Consultar/Consult





187286 Nostalgia  
30x30 cm./11.8"x11.8" D724  
9 mm. de espesor/thickness



187311 Hipster Mist  
29,5x90,1 cm./11.6"x35.5" M925  
12 mm. de espesor/thickness



187326 Aosta Roble  
22x85 cm./8.7"x33.5" M849  
9 mm. de espesor/thickness (Clase 1/Class 1)

- P Porcelánico / Porcelain
- R Rectificado / Rectified
- Acabado Mate/Mat Finish

m <sup>2</sup>	kg	kg	Lbs	kg	m <sup>2</sup>	m <sup>2</sup>											
5,35	9	33,66	74,21	45	1,68	75,73	Aosta Roble	•	•	•	•	•	•	•	•	•	•
3,76	4	26,32	58,03	28	1,06	29,77	Hipster Mist	•	•	•	•	•	•	•	•	•	•
11,11	8	11,8	26,01	48	0,72	34,56	Nostalgia	•	•	•	•	•	•	•	•	•	•


• = Ok C = Consultar/Consult



187279 Charm  
30x30 cm./11.8"x11.8" **D909**  
9 mm. de espesor/thickness



187305 Lavabo Marvel Silver  
50x38x13,3 cm./19.7"x15"x5.2" **E650**  
17 mm. de espesor/thickness



186538 Cosmopolitan Blanco Brillo  
25x75 cm./9.8"x29.5" **M782**  
10 mm. de espesor/thickness



187293 Metal Rec-bis  
60x60 cm./23.6"x23.6" **M920**  
10 mm. de espesor/thickness (Clase 0/Class 0)



■ Producto natural sujeto a destonificaciones / *Natural product that might suffer colour variations*

**P** Porcelánico / *Porcelain*

**R** Rectificado / *Rectified*

● Aplicación metálica PVD / *Metallic application PVD*

○ Acabado Brillo/*Glossy Finish*

● Acabado Mate/*Mat Finish*

◐ Acabado Satinado ó Mix Brillo-Mate / *Satin Finish or Mix Glossy-Mat*

m <sup>2</sup>	kg	Lbs	m <sup>2</sup>	m <sup>2</sup>
----------------	----	-----	----------------	----------------

11,11	8	11,8	26,01	48	0,72	34,56	Charm	●	●
5,33	6	20,22	44,58	64	1,13	72	Cosmopolitan Blanco Brillo	●	●
5,26	1	11	24,25	16	0,19	3,04	Lavabo Marvel Silver		
2,78	3	22,92	50,53	40	1,08	43,2	Metal Rec-bis	●	●



● = Ok C = Consultar/Consult



187280 Grace  
30x30 cm./11.8"x11.8" D909  
9 mm. de espesor/thickness




187332 Lavabo Kayan Oro  
37,5x37,5x14,5 cm./14.8"x14.8"x5.7" E600  
13 mm. de espesor/thickness

-  Producto delicado / Delicate product
-  Aplicación metálica PVD / Metallic application PVD
-  Acabado Satinado ó Mix Brillo-Mate / Satin Finish or Mix Glossy-Mat

m <sup>2</sup>	cm	Kg	Lbs	cm	m	m <sup>2</sup>											
11,11	8	11,8	26,01	48	0,72	34,56	Grace	•	•								
7,11	1	7	15,43	16	0,14	2,25	Lavabo Kayan Oro										


• = Ok C = Consultar/Consult



186482 Aston  
30,6x30,3 cm./12"x11.9" D461  
8 mm. de espesor/thickness



185924 Orion  
30x30 cm./11.8"x11.8" D625  
8 mm. de espesor/thickness (Clase 1/Class 1)



- P Porcelánico / Porcelain
- Acabado Brillo/Glossy Finish
- ◐ Acabado Satinado ó Mix Brillo-Mate / Satin Finish or Mix Glossy-Mat

m <sup>2</sup>	kg	Lbs	m	m <sup>2</sup>
10,79	8	12,56	27,69	48
11,11	11	11	24,25	81
			0,74	35,6
			0,99	80,19



Aston	•	•	•	•	•	•	•	•	•	•	•	•	•	•	•	•	•	•	•	•	
Orion	•	•	•	•	•	•	•	•	•	•	•	•	•	•	•	•	•	•	•	•	•





• = Ok C = Consultar/Consult



186637 Tiffany Black  
28,1x28,1 cm./11.1"x11.1" D922  
11,5 mm. de espesor/thickness





186636 Tiffany Marfil  
28,1x28,1 cm./11.1"x11.1" D922  
11,5 mm. de espesor/thickness

-  Producto delicado / *Delicate product*
-  Contiene oro / *Contains gold*
-  Contiene platino / *Contains platinum*
-  Acabado Brillo/*Glossy Finish*

m <sup>2</sup>	Paquetes	Kg	Lbs	Paquetes	m <sup>2</sup>	m <sup>2</sup>	Tiffany Black												
12,66	4	6,45	14,22	62	0,32	19,58	Tiffany Black	•	•										
12,66	4	6,45	14,22	62	0,32	19,58	Tiffany Marfil	•	•										

• = Ok C = Consultar/Consult






186539 Cosmopolitan Blanco Mate  
25x75 cm./9.8"x29.5" M782  
10 mm. de espesor/thickness



187138 Frozen  
28x28 cm./11"x11" D895  
10 mm. de espesor/thickness



186922 Mandala  
28x28 cm./11"x11" D895  
10 mm. de espesor/thickness



186538 Cosmopolitan Blanco Brillo  
25x75 cm./9.8"x29.5" M782  
10 mm. de espesor/thickness

186902 Statuario Rec-bis  
60x60 cm./23.6"x23.6" M920  
10 mm. de espesor/thickness (Clase 0/Class 0)


- Producto delicado / Delicate product
- Porcelánico / Porcelain
- Rectificado / Rectified
- Acabado Brillo/Glossy Finish
- Acabado Mate/Mat Finish

m <sup>2</sup>	Paquetes	Kg	Lbs	Paquetes	m <sup>2</sup>	m <sup>2</sup>	Iconos
5,33	6	20,22	44,58	64	1,13	72	Cosmopolitan Blanco Brillo
5,33	6	19,86	43,78	64	1,13	72	Cosmopolitan Blanco Mate
12,76	5	5	11,02	62	0,39	24,3	Frozen
12,76	5	5,48	12,07	62	0,39	24,3	Mandala
2,78	3	24,03	52,98	40	1,08	43,2	Statuario Rec-bis

● = Ok C = Consultar/Consult




187192 Manacor  
28,1x28,1 cm./11.1"x11.1" D582  
11 mm. de espesor/thickness



185505 Loft Blanco Mate  
15x60 cm./5.9"x23.6" M925  
11 mm. de espesor/thickness



187158 Pitiusa  
28,1x28,1 cm./11.1"x11.1" D582  
11 mm. de espesor/thickness



186538 Cosmopolitan Blanco Brillo  
25x75 cm./9.8"x29.5" M782  
10 mm. de espesor/thickness

○ Acabado Brillo/Glossy Finish  
● Acabado Mate/Mat Finish

m <sup>2</sup>	Paquetes	Kg	Lbs	Paquetes	m <sup>2</sup>	m <sup>2</sup>									
5,33	6	20,22	44,58	64	1,13	72	Cosmopolitan Blanco Brillo	●	●					●	●
11,11	11	19,47	42,92	40	0,99	39,6	Loft Blanco Mate	●	●	C		C	C	●	●
12,66	5	7,95	17,53	62	0,39	24,48	Manacor	●	●					●	●
12,66	5	6,5	14,33	62	0,39	24,48	Pitiusa	●	●					●	●

● = Ok C = Consultar/Consult





187423 Unica  
28x28 cm./11"x11" D582  
10 mm. de espesor/thickness

N  
P  
R



186634 Milano Anthracite  
60x60 cm./23.6"x23.6" M920  
10 mm. de espesor/thickness (Clase 1/Class 1)


P  
R  
●

- N Novedad / New
- P Porcelánico / Porcelain
- R Rectificado / Rectified
- Acabado Mate/Mat Finish
- Acabado Satinado ó Mix Brillo-Mate / Satin Finish or Mix Glossy-Mat

m <sup>2</sup>	kg	Lbs	mm	m <sup>2</sup>	Icon 1	Icon 2	Icon 3	Icon 4	Icon 5	Icon 6	Icon 7	Icon 8	Icon 9	Icon 10
2,78	4	29,8	65,7	30	1,44	43,2	Milano Anthracite	●	●	●	●	●	●	●
12,76	5	5,5	12,13	62	0,39	24,3	Unica	●	●	●	●	●	●	●

● = Ok C = Consultar/Consult






186539 Cosmopolitan Blanco Mate  
25x75 cm./9.8"x29.5" M782  
10 mm. de espesor/thickness



186927 Artisan  
28,1x28,1 cm./11.1"x11.1" D724  
10 mm. de espesor/thickness




186743 Andy  
28,1x28,1 cm./11.1"x11.1" D541  
10 mm. de espesor/thickness

○ Acabado Brillo/Glossy Finish  
● Acabado Mate/Mat Finish

m <sup>2</sup>	kg	Lbs	cm	m	m <sup>2</sup>	Home	Sun	Grid	Diagonal	Water	Fire	Acoustic
12,66	6	7,89	17,39	62	0,47	29,37	Andy	●	●	●	●	●
5,33	6	19,86	43,78	64	1,13	72	Cosmopolitan Blanco Mate	●	●	●	●	●
12,66	6	7,2	15,87	62	0,47	29,37	Artisan	●	●	●	●	●

● = Ok C = Consultar/Consult



187172 Delizia  
24x24 cm./9.4"x9.4" D461  
11 mm. de espesor/thickness



187170 Mezzo Rec-bis  
60x60 cm./23.6"x23.6" M920  
10 mm. de espesor/thickness (Clase 0/Class 0)



187142 Imperiale Chiaro  
29,5x90,1 cm./11.6"x35.5" M925  
12 mm. de espesor/thickness



187145 Imperiale Brezza  
29,5x90,1 cm./11.6"x35.5" M931  
10 mm. de espesor/thickness



186561 Lavabo Marfil  
38x38x15 cm./15"x15"x5.9" E600  
15 mm. de espesor/thickness

Producto natural sujeto a destonificaciones / *Natural product that might suffer colour variations*

Producto delicado / *Delicate product*

Porcelánico / *Porcelain*

Rectificado / *Rectified*


Acabado Brillo/*Glossy Finish*

m <sup>2</sup>	kg	Lbs	m	m <sup>2</sup>	m	m <sup>2</sup>													
17,36	5	5,2	11,46	144	0,29	41,47	Delizia	•	•										
3,76	4	26,92	59,35	28	1,06	29,77	Imperiale Chiaro	•	•										
3,76	4	22,32	49,21	24	1,06	25,52	Imperiale Brezza	•	•										
6,93	1	25	55,12	16	0,14	2,31	Lavabo Marfil												
2,78	3	23,88	52,65	40	1,08	43,2	Mezzo Rec-bis	•	•	•	•	•	•	•	•	•	•	•	•

• = Ok C = Consultar/Consult



187157 Zig-zag  
24x24 cm./9.4"x9.4" D659  
11 mm. de espesor/thickness



185504 Loft Blanco Brillo  
15x60 cm./5.9"x23.6" M925  
11 mm. de espesor/thickness



185507 Loft Negro Mate  
15x60 cm./5.9"x23.6" M931  
11 mm. de espesor/thickness



186630 Milano Cement  
60x60 cm./23.6"x23.6" M920  
10 mm. de espesor/thickness (Clase 1/Class 1)



186634 Milano Anthracite  
60x60 cm./23.6"x23.6" M920  
10 mm. de espesor/thickness (Clase 1/Class 1)



187128 Alum Silver  
2,3x90,1 cm./0.9"x35.5" D206\*  
8 mm. de espesor/thickness

\*Para una mayor protección de este producto. los pedidos se servirán en packs indivisibles de 6 piezas /  
For a better protection of these items. they will be delivered in indivisible packages of 6 pieces.

- Producto delicado / Delicate product
- Porcelánico / Porcelain
- Rectificado / Rectified
- Acabado Brillo/Glossy Finish
- Acabado Mate/Mat Finish
- Acabado Satinado ó Mix Brillo-Mate / Satin Finish or Mix Glossy-Mat


Alum Silver	48,26	6	0,6	1,32	720	0,12	89,52		•	•									
Loft Blanco Brillo	11,11	11	18,7	41,23	40	0,99	39,6		•	•	C			C	C			•	•
Loft Negro Mate	11,11	11	19,58	43,17	40	0,99	39,6		•	•	C			C	C				
Milano Anthracite	2,78	4	29,8	65,7	30	1,44	43,2		•	•	•	•	•	•	•	•	•	•	•
Milano Cement	2,78	4	29,8	65,7	30	1,44	43,2		•	•	•	•	•	•	•	•	•	•	•
Zig-zag	17,36	6	5,34	11,77	84	0,35	29,03		•	•								•	•

• = Ok C = Consultar/Consult






186587 Lavabo Santorini  
37,5x51,5x13 cm./14.8"x20.3"x5.1" E100  
15 mm. de espesor/thickness




186546 Nereida  
30x30 cm./11.8"x11.8" D916  
8 mm. de espesor/thickness



186538 Cosmopolitan Blanco Brillo  
25x75 cm./9.8"x29.5" M782  
10 mm. de espesor/thickness



186630 Milano Cement  
60x60 cm./23.6"x23.6" M920  
10 mm. de espesor/thickness (Clase 1/Class 1)





186906 Lune  
29,7x29,7 cm./11.7"x11.7" D918  
8 mm. de espesor/thickness

- Producto delicado / Delicate product
- Porcelánico / Porcelain
- Rectificado / Rectified
- Acabado Brillo/Glossy Finish
- Acabado Mate/Mat Finish
- Acabado Satinado ó Mix Brillo-Mate / Satin Finish or Mix Glossy-Mat


m <sup>2</sup>	Paquetes	Kg	Lbs	Paquetes	m <sup>2</sup>	m <sup>2</sup>	Iconos												
5,33	6	20,22	44,58	64	1,13	72	Cosmopolitan Blanco Brillo	•	•	•	•	•	•	•	•	•	•	•	•
5,18	1	7,5	16,53	12	0,19	2,32	Lavabo Santorini												
11,34	11	18,7	41,23	63	0,97	61,13	Lune												
2,78	4	29,8	65,7	30	1,44	43,2	Milano Cement	•	•	•	•	•	•	•	•	•	•	•	•
11,11	11	15,84	34,92	72	0,99	71,28	Nereida	•											

• = Ok C = Consultar/Consult



187118 Rain  
31,7x32,6 cm./12.5"x12.8" D923  
8 mm. de espesor/thickness

186542 Firenze Marfil  
60x60 cm./23.6"x23.6" M872  
10 mm. de espesor/thickness (Clase 1/Class 1)



186538 Cosmopolitan Blanco Brillo  
25x75 cm./9.8"x29.5" M782  
10 mm. de espesor/thickness



186727 Pandora  
30x30,5 cm./11.8"x12" D926  
8 mm. de espesor/thickness

186630 Milano Cement  
60x60 cm./23.6"x23.6" M920  
10 mm. de espesor/thickness (Clase 1/Class 1)



■ Producto natural sujeto a destonificaciones / Natural product that might suffer colour variations

P Porcelánico / Porcelain

R Rectificado / Rectified

○ Acabado Brillo/Glossy Finish

● Acabado Mate/Mat Finish

◐ Acabado Satinado ó Mix Brillo-Mate / Satin Finish or Mix Glossy-Mat

m <sup>2</sup>		Kg	Lbs		m	m'											
5,33	6	20,22	44,58	64	1,13	72	Cosmopolitan Blanco Brillo	●	●								
2,78	4	29,8	65,7	30	1,44	43,2	Milano Cement	●	●	●	●	●	●	●	●	●	●
10,93	5	7,27	16,03	126	0,46	57,64	Pandora	●	●	●							
2,78	4	33,2	73,19	36	1,44	51,84	Firenze Marfil	●	●	●	●	●	●	●	●	●	●
9,68	11	18,15	40,01	54	1,14	61,39	Rain	●	●	●	●						

● = Ok C = Consultar/Consult





186545 Avatar  
30x30,5 cm./11.8"x12" D926  
8 mm. de espesor/thickness





186728 Pluton  
30x30,5 cm./11.8"x12" D926  
8 mm. de espesor/thickness

■ Producto natural sujeto a destonificaciones / Natural product that might suffer colour variations  
● Acabado Satinado ó Mix Brillo-Mate / Satin Finish or Mix Glossy-Mat

m <sup>2</sup>	kg	Lbs	m	m <sup>2</sup>	Avatar	Pluton		
10,93	5	7,27	16,03	126	0,46	57,64	Avatar	● ● ● ● ● ●
10,93	5	7,27	16,03	126	0,46	57,64	Pluton	● ● ● ● ● ●

● = Ok C = Consultar/Consult



187399 Deep  
28,8x30,3 cm./11.3"x11.9" D770  
6 mm. de espesor/thickness



187313 Hipster Smoke  
29,5x90,1 cm./11.6"x35.5" M925  
12 mm. de espesor/thickness



187326 Aosta Roble  
22x85 cm./8.7"x33.5" M849  
9 mm. de espesor/thickness (Clase 1/Class 1)



187305 Lavabo Marvel Silver  
50x38x13,3 cm./19.7"x15"x5.2" E650  
17 mm. de espesor/thickness

- N Novedad / New
- P Porcelánico / Porcelain
- R Rectificado / Rectified
- ● Aplicación metálica PVD / Metallic application PVD
- Acabado Brillo/Glossy Finish
- Acabado Mate/Mat Finish
- Acabado Satinado ó Mix Brillo-Mate / Satin Finish or Mix Glossy-Mat


m <sup>2</sup>	kg	Lbs	m	m
----------------	----	-----	---	---

5,35	9	33,66	74,21	45	1,68	75,73	Aosta Roble	<input type="checkbox"/>	<input type="checkbox"/>	<input type="checkbox"/>	<input type="checkbox"/>	<input type="checkbox"/>	<input type="checkbox"/>	<input type="checkbox"/>	<input type="checkbox"/>	<input type="checkbox"/>	<input type="checkbox"/>	<input type="checkbox"/>	<input type="checkbox"/>
11,46	15	12,75	28,11	54	1,31	70,68	Deep	<input type="checkbox"/>	<input type="checkbox"/>	<input type="checkbox"/>	<input type="checkbox"/>	<input type="checkbox"/>	<input type="checkbox"/>	<input type="checkbox"/>	<input type="checkbox"/>	<input type="checkbox"/>	<input type="checkbox"/>	<input type="checkbox"/>	<input type="checkbox"/>
3,76	4	26,36	58,11	28	1,06	29,77	Hipster Smoke	<input type="checkbox"/>	<input type="checkbox"/>	<input type="checkbox"/>	<input type="checkbox"/>	<input type="checkbox"/>	<input type="checkbox"/>	<input type="checkbox"/>	<input type="checkbox"/>	<input type="checkbox"/>	<input type="checkbox"/>	<input type="checkbox"/>	<input type="checkbox"/>
5,26	1	11	24,25	16	0,19	3,04	Lavabo Marvel Silver	<input type="checkbox"/>	<input type="checkbox"/>	<input type="checkbox"/>	<input type="checkbox"/>	<input type="checkbox"/>	<input type="checkbox"/>	<input type="checkbox"/>	<input type="checkbox"/>	<input type="checkbox"/>	<input type="checkbox"/>	<input type="checkbox"/>	<input type="checkbox"/>

● = Ok C = Consultar/Consult



187274 Joy  
30,8x29,8 cm./12.1"x11.7" D725  
8 mm. de espesor/thickness



187313 Hipster Smoke  
29,5x90,1 cm./11.6"x35.5" M925  
12 mm. de espesor/thickness



187332 Lavabo Kayan Oro  
37,5x37,5x14,5 cm./14.8"x14.8"x5.7" E600  
13 mm. de espesor/thickness



187307 Glory Travertine Gloss  
29,5x90,1 cm./11.6"x35.5" M925  
12 mm. de espesor/thickness



187275 Smile  
30,8x29,8 cm./12.1"x11.7" D725  
8 mm. de espesor/thickness




187289 Travertine Gloss Rec-bis  
60x60 cm./23.6"x23.6" M920  
10 mm. de espesor/thickness (Clase 0/Class 0)


- P Porcelánico / Porcelain
- R Rectificado / Rectified
- ● Aplicación metálica PVD / Metallic application PVD
- Acabado Brillo/Glossy Finish
- Acabado Mate/Mat Finish
- ◐ Acabado Satinado ó Mix Brillo-Mate / Satin Finish or Mix Glossy-Mat

	m <sup>2</sup>	paq	Kg	Lbs	paq	m <sup>2</sup>	m <sup>2</sup>											
	3,76	4	26,36	58,11	28	1,06	29,77	Hipster Smoke	●	●			●	●				
	10,9	11	15,4	33,95	63	1,01	63,61	Joy	●	●			C	●	●			
	3,76	4	27,56	60,76	28	1,06	29,77	Glory Travertine Gloss	●	●				●	●			
	7,11	1	7	15,43	16	0,14	2,25	Lavabo Kayan Oro										
	10,9	11	15,4	33,95	63	1,01	63,61	Smile	●	●			C	●	●			
	2,78	3	23,49	51,79	40	1,08	43,20	Travertine Gloss Rec-bis	●	●	●	●	●	●	●	●	●	●


● = Ok C = Consultar/Consult



186455 Snow  
28,3x28,6 cm./11.1"x11.3" D946  
8 mm. de espesor/thickness




185908 Planetarium  
27,6x27,6 cm./10.9"x10.9" D936  
8 mm. de espesor/thickness



■ Producto natural sujeto a destonificaciones / *Natural product that might suffer colour variations*  
● Acabado Satinado ó Mix Brillo-Mate / *Satin Finish or Mix Glossy-Mat*

m <sup>2</sup>	kg	Lbs	m	m <sup>2</sup>
13,13	11	16,5	36,38	54
12,36	11	13,31	29,34	63



	Home	Sun	Arrow	Grid	Grid	Grid	Grid	House	Grid	Grid	Grid	Grid	Grid
Planetarium	●	●	●	●	●	●	●	●	●	●	●	●	●
Snow	●	●	●	●	●	●	●	●	●	●	●	●	●

● = Ok C = Consultar/Consult



185394 Mirror Grey  
30x30 cm./11.8"x11.8" D770  
8 mm. de espesor/thickness




185372 Safari  
30x30 cm./11.8"x11.8" D854  
8 mm. de espesor/thickness

■ Producto natural sujeto a destonificaciones / Natural product that might suffer colour variations  
● Acabado Satinado ó Mix Brillo-Mate / Satin Finish or Mix Glossy-Mat

m <sup>2</sup>	kg	Lbs	m	m <sup>2</sup>	Product Name	Home	Sun	Water	Fire	Acid	Stain	Scratch	Impact
11,11	11	16,5	36,38	63	0,99	62,37	Mirror Grey	●	●	●	●	●	●
11,11	11	16,5	36,38	54	0,99	53,46	Safari	●	●	●	●	●	●

● = Ok C = Consultar/Consult





187116 Melina  
29x30 cm./11.4"x11.8" D896  
8 mm. de espesor/thickness



187129 Alum Gold  
2,3x90,1 cm./0.9"x35.5" D206\*  
8 mm. de espesor/thickness








187143 Imperiale Mezzo  
29,5x90,1 cm./11.6"x35.5" M925  
12 mm. de espesor/thickness



186887 Lavabo Pulpis  
40x40x17 cm./15.7"x15.7"x6.7" E650  
15 mm. de espesor/thickness

\*Para una mayor protección de este producto. los pedidos se servirán en packs indivisibles de 6 piezas /  
For a better protection of these items. they will be delivered in indivisible packages of 6 pieces.

-  Producto natural sujeto a destonificaciones / Natural product that might suffer colour variations
-  Producto delicado / Delicate product
-  Rectificado / Rectified
-  Acabado Brillo/Glossy Finish
-  Acabado Satinado ó Mix Brillo-Mate / Satin Finish or Mix Glossy-Mat

	m <sup>2</sup>	Paquetes	Kg	Lbs	Paquetes	m <sup>2</sup>	m <sup>2</sup>										
Alum Gold	48,26	6	0,6	1,32	720	0,12	89,52	•	•								
Imperiale Mezzo	3,76	4	27,68	61,02	28	1,06	29,77	•	•								
Lavabo Pulpis	4,79	1	23,5	51,81	16	0,21	3,34										
Melina	11,49	11	14,85	32,74	63	0,96	60,29	•	•	•	•						


• = Ok C = Consultar/Consult




185439 Cosmic Glass  
15x60 cm./5.9"x23.6" D725  
10 mm. de espesor/thickness




185418 Lavabo Redondo Cosmic  
42x42x14 cm./16.5"x16.5"x5.5" E200  
15 mm. de espesor/thickness



186468 Nayade  
30x30 cm./11.8"x11.8" D918  
8 mm. de espesor/thickness



186367 Hermes  
29,8x29,8 cm./11.7"x11.7" D918  
8 mm. de espesor/thickness




186368 Poseidon  
29,8x29,8 cm./11.7"x11.7" D918  
8 mm. de espesor/thickness

- Producto delicado / Delicate product
- Acabado Brillo/Glossy Finish
- Acabado Satinado ó Mix Brillo-Mate / Satin Finish or Mix Glossy-Mat


m <sup>2</sup>	kg	Lbs	cm	mm	mm									
11,26	11	14,85	32,74	63	0,98	61,54	Hermes	•	•					•
11,11	10	21,5	47,4	32	0,9	28,8	Cosmic Glass	•	•	•	C			•
5,67	1	6,7	14,77	20	0,18	3,53	Lavabo Redondo Cosmic							
11,11	11	15,07	33,22	63	0,99	62,37	Nayade	•	•					•
11,26	11	14,85	32,74	63	0,98	61,54	Poseidon	•	•					•

• = Ok C = Consultar/Consult





185676 Pleyades  
30,1x30,1 cm./11.9"x11.9" D910  
8 mm. de espesor/thickness





186354 Cassiopeia  
30x30 cm./11.8"x11.8" D910  
8 mm. de espesor/thickness

● Acabado Satinado ó Mix Brillo-Mate / *Satin Finish or Mix Glossy-Mat*

m <sup>2</sup>	kg	Lbs	cm	m	m <sup>2</sup>	Product	Home	Sun	Water	Fire	Acid	Stain	Other
11,11	11	14,91	32,86	63	0,99	62,37	Cassiopeia	●	●	●	●	●	●
11,04	11	16,04	35,36	54	1	53,82	Pleyades	●	●	●	●	●	●

● = Ok C = Consultar/Consult


# DUNE



185910 Topkapi  
30x30 cm./11.8"x11.8" D920  
8 mm. de espesor/thickness



186477 Jaipur  
29,9x29,9 cm./11.8"x11.8" D920  
8 mm. de espesor/thickness






■ Producto natural sujeto a destonificaciones / Natural product that might suffer colour variations  
● Acabado Satinado ó Mix Brillo-Mate / Satin Finish or Mix Glossy-Mat


m <sup>2</sup>	kg	Lbs	m <sup>2</sup>	m <sup>2</sup>
11,19	11	14,85	32,74	54
0,98	53,1			
11,11	11	16,5	36,38	54
0,99	53,46			

Home	Sun	Water	Fire	Wind	Earth	Plant	Animal	Human	Other
●	●	●	●	●	●	●	●	●	●
●	●	●	●	●	●	●	●	●	●

● = Ok C = Consultar/Consult



186365 Atenea  
29,8x29,8 cm./11.7"x11.7" D918  
8 mm. de espesor/thickness





185677 Esmeralda  
29,8x29,8 cm./11.7"x11.7" D880  
8 mm. de espesor/thickness

 Producto delicado / *Delicate product*  
 Acabado Satinado ó Mix Brillo-Mate / *Satin Finish or Mix Glossy-Mat*


m <sup>2</sup>	kg	Lbs	m	m <sup>2</sup>	Atenea	Esmeralda						
11,26	11	15,79	34,8	63	0,98	61,54	•	•	•	•	•	•
11,26	11	16,5	36,38	54	0,98	52,75	•	•	•	•	•	•






• = Ok C = Consultar/Consult





187120 Bronzo  
29,8x29,8 cm./11.7"x11.7" D916  
8 mm. de espesor/thickness

-  Producto natural sujeto a destonificaciones / *Natural product that might suffer colour variations*
-  Producto delicado / *Delicate product*
-  Acabado Satinado ó Mix Brillo-Mate / *Satin Finish or Mix Glossy-Mat*



				
11,26	11	12,65	27,89	63
			0,98	61,54

Bronzo



● = Ok C = Consultar/Consult





187397 Hypnotic  
29,1x29,1 cm./11.5"x11.5" D689  
8 mm. de espesor/thickness



187422 Arena  
29,5x90,1 cm./11.6"x35.5" M925  
12 mm. de espesor/thickness



186634 Milano Anthracite  
60x60 cm./23.6"x23.6" M920  
10 mm. de espesor/thickness (Clase 1/Class 1)


- N Novedad / New
- Producto delicado / Delicate product
- P Porcelánico / Porcelain
- R Rectificado / Rectified
- Acabado Brillo/Glossy Finish
- Acabado Mate/Mat Finish

m <sup>2</sup>	Paquetes	Kg	Lbs	Paquetes	m <sup>2</sup>	m <sup>2</sup>											
3,76	4	23,6	52,03	28	1,06	29,77	Arena	•	•								
11,81	11	7,59	16,73	72	0,93	67,07	Hypnotic	•	•								
2,78	4	29,8	65,7	30	1,44	43,2	Milano Anthracite	•	•	•	•	•	•	•	•	•	•

• = Ok C = Consultar/Consult







N

187396 Magma Copper  
29,8x29,8 cm./11.7"x11.7" D689  
8 mm. de espesor/thickness



N

R

●

187422 Arena  
29,5x90,1 cm./11.6"x35.5" M925  
12 mm. de espesor/thickness



P

●

187324 Aosta Argent  
22x85 cm./8.7"x33.5" M849  
9 mm. de espesor/thickness (Clase 1/Class 1)

N Novedad / New

■ Producto natural sujeto a destonificaciones / Natural product that might suffer colour variations

P Porcelánico / Porcelain

R Rectificado / Rectified

● Acabado Mate/Mat Finish

m <sup>2</sup>	□	Kg	Lbs	□	m	m'		☀	☔	☔	☔	☔	☔	☔	☔	☔	☔	☔
5,35	9	34,11	75,20	45	1,68	75,73	Aosta Argent	●	●	●	●	●	●	●	●	●	●	●
3,76	4	23,6	52,03	28	1,06	29,77	Arena	●	●									●
11,26	11	11,33	24,98	72	0,98	70,33	Magma Copper	●	●									

● = Ok C = Consultar/Consult



\*Para una mayor protección de este producto. los pedidos se servirán en packs indivisibles de 6 piezas /  
For a better protection of these items. they will be delivered in indivisible packages of 6 pieces.


187128 Alum Silver  
2,3x90,1 cm./0.9"x35.5" D206\*  
8 mm. de espesor/thickness



187141 Cimento Rec-bis  
60x60 cm./23.6"x23.6" M920  
10 mm. de espesor/thickness (Clase 1/Class 1)



187140 Nova Cimento  
29,5x90,1 cm./11.6"x35.5" M925  
12 mm. de espesor/thickness



187119 Niagara  
30x30 cm./11.8"x11.8" D725  
8 mm. de espesor/thickness



\*187135 Lavabo Katmandu  
42x42x15 cm./16.5"x16.5"x5.9" E500  
35 mm. de espesor/thickness

\* Lavabo hecho a mano que presenta las variaciones de tono y dimensiones propias de su elaboración artesanal.  
\* This handmade basin may have shade and size variations that are a distinctive feature of its handcrafted production.

■ Producto natural sujeto a destonificaciones / Natural product that might suffer colour variations

🌸 Producto delicado / Delicate product

Ⓟ Porcelánico / Porcelain

Ⓡ Rectificado / Rectified

👉 Producto artesanal que puede presentar ligeras variaciones de tono y tamaño.  
Handmade product that may have shade and size variations.

● Acabado Mate/Mat Finish

◐ Acabado Satinado ó Mix Brillo-Mate / Satin Finish or Mix Glossy-Mat








m <sup>2</sup>	Paquetes	Kg	Lbs	Paquetes	m <sup>2</sup>	m <sup>2</sup>											
48,26	6	0,6	1,32	720	0,12	89,52	Alum Silver	●	●								
2,78	3	23,85	52,58	40	1,08	43,2	Cimento Rec-bis	●	●	●	●	●	●	●	●	●	●
15,87	1	14	30,86	12	0,06	0,76	Lavabo Katmandu										
11,11	11	11	24,25	63	0,99	62,37	Niagara	●	●	●							
3,76	4	26,56	58,55	28	1,06	29,77	Nova Cimento	●	●								●

● = Ok C = Consultar/Consult



186382 Matrix  
30x30 cm./11.8"x11.8" D946  
8 mm. de espesor/thickness



 Producto delicado / *Delicate product*  
 Acabado Satinado ó Mix Brillo-Mate / *Satin Finish or Mix Glossy-Mat*

						
11,11	11	12,82	28,25	63	0,99	62,37

Matrix




● = Ok C = Consultar/Consult



185686 Metallic Gold  
30,1x30,1 cm./11.9"x11.9" D940  
8 mm. de espesor/thickness



185647 Metallic Silver  
30,1x30,1 cm./11.9"x11.9" D940  
8 mm. de espesor/thickness



Producto delicado / Delicate product



Acabado Satinado ó Mix Brillo-Mate / Satin Finish or Mix Glossy-Mat




11,04	11	11,61	25,58	63	1	62,79
11,04	11	11,61	25,58	63	1	62,79

Metalic Gold

Metalic Silver



• = Ok C = Consultar/Consult



R

●

187311 Hipster Mist  
29,5x90,1 cm./11.6"x35.5" M925  
12 mm. de espesor/thickness



■

●


●

187276 Eternal  
29,8x29,8 cm./11.7"x11.7" D916  
8 mm. de espesor/thickness



●

187125 Thor  
30x29,6 cm./11.8"x11.7" D896  
8 mm. de espesor/thickness



●

186893 Cosmopolitan Fussion  
25x75 cm./9.8"x29.5" M782  
10 mm. de espesor/thickness



P

R

●

187141 Cimento Rec-bis  
60x60 cm./23.6"x23.6" M920  
10 mm. de espesor/thickness (Clase 1/Class 1)

■ Producto natural sujeto a destonificaciones / Natural product that might suffer colour variations

● Producto delicado / Delicate product

P Porcelánico / Porcelain

R Rectificado / Rectified

● Acabado Mate/Mat Finish


● Acabado Satinado ó Mix Brillo-Mate / Satin Finish or Mix Glossy-Mat

m <sup>2</sup>	kg	Kg	Lbs	kg	m <sup>2</sup>	m <sup>2</sup>										
11,26	11	12,65	27,89	63	0,98	61,54	Eternal	●	●							
3,76	4	26,32	58,03	28	1,06	29,77	Hipster Mist	●	●							
2,78	3	23,85	52,58	40	1,08	43,2	Cimento Rec-bis	●	●	●	●	●	●	●	●	●
5,33	8	26,72	58,91	36	1,5	54	Cosmopolitan Fussion	●	●							
11,26	11	11,55	25,46	54	0,98	52,75	Thor	●	●	●						


● = Ok C = Consultar/Consult



186534 Tresor  
30x30,5 cm./11.8"x12" D946  
5 mm. de espesor/thickness




186535 Ninfa  
30x30,5 cm./11.8"x12" D946  
5 mm. de espesor/thickness



186538 Cosmopolitan Blanco Brillo  
25x75 cm./9.8"x29.5" M782  
10 mm. de espesor/thickness



186634 Milano Anthracite  
60x60 cm./23.6"x23.6" M920  
10 mm. de espesor/thickness (Clase 1/Class 1)



■ Producto natural sujeto a destonificaciones / *Natural product that might suffer colour variations*

P Porcelánico / *Porcelain*

R Rectificado / *Rectified*

○ Acabado Brillo/*Glossy Finish*

● Acabado Mate/*Mat Finish*

◐ Acabado Satinado ó Mix Brillo-Mate / *Satin Finish or Mix Glossy-Mat*

m <sup>2</sup>		Kg	Lbs		m	m'											
5,33	6	20,22	44,58	64	1,13	72	Cosmopolitan Blanco Brillo	●	●								
2,78	4	29,8	65,7	30	1,44	43,2	Milano Anthracite	●	●	●	●	●	●	●	●	●	●
10,93	11	10,34	22,8	72	1,01	72,47	Ninfa	●	●	●	●						
10,93	11	9,52	20,98	72	1,01	72,47	Tresor	●	●	●							

● = Ok C = Consultar/Consult




# DUNE




185419 Lavabo Redondo Silver  
46x46x10 cm./18.1"x18.1"x3.9" E200  
15 mm. de espesor/thickness



186899 Moma Brown  
31,6x31,6 cm./12.4"x12.4" M671  
8,5 mm. de espesor/thickness (Clase 0/Class 0)



186891 Globe  
29,8x29,8 cm./11.7"x11.7" D923  
8 mm. de espesor/thickness



187121 Lens  
29,8x29,8 cm./11.7"x11.7" D923  
8 mm. de espesor/thickness


\* Lavabo hecho a mano que presenta las variaciones de tono y dimensiones propias de su elaboración artesanal.  
\* This handmade basin may have shade and size variations that are a distinctive feature of its handcrafted production.



\*187135 Lavabo Katmandu  
42x42x15 cm./16.5"x16.5"x5.9" E500  
35 mm. de espesor/thickness



187147 Nova Madeira  
29,5x90,1 cm./11.6"x35.5" M931  
10 mm. de espesor/thickness



187139 Nova Cinza  
29,5x90,1 cm./11.6"x35.5" M925  
12 mm. de espesor/thickness



187141 Cimento Rec-bis  
60x60 cm./23.6"x23.6" M920  
10 mm. de espesor/thickness (Clase 1/Class 1)

■ Producto natural sujeto a destonificaciones / Natural product that might suffer colour variations

P Porcelánico / Porcelain


R Rectificado / Rectified

Handmade product that may have shade and size variations.

● Acabado Mate/Mat Finish

● Acabado Satinado ó Mix Brillo-Mate / Satin Finish or Mix Glossy-Mat

m <sup>2</sup>	Paquetes	Kg	Lbs	Paquetes	m	m <sup>2</sup>		Iconos
2,78	3	23,85	52,58	40	1,08	43,2	Cimento Rec-bis	● ● ● ● ● ● ● ● ● ●
11,26	11	11,83	26,07	63	0,98	61,54	Globe	● ● ●
15,87	1	14	30,86	12	0,06	0,76	Lavabo Katmandu	
4,73	1	8,7	19,18	20	0,21	4,23	Lavabo Redondo Silver	
11,26	11	13,2	29,1	63	0,98	61,54	Lens	● ● ●
10,01	10	19,5	42,99	52	1	51,93	Moma Brown	● ● ● ● ● ● ● ● ● ●
3,76	4	26,68	58,82	28	1,06	29,77	Nova Cinza	● ● ● ● ● ● ● ● ● ●
3,76	4	20,28	44,71	24	1,06	25,52	Nova Madeira	● ● ● ● ● ● ● ● ● ●



186376 Teca Natura  
30x67 cm./11.8"x26.4" D963  
14 mm. de espesor/thickness



186378 Tropicana Natura  
30x30 cm./11.8"x11.8" D916  
10 mm. de espesor/thickness

-  Producto natural sujeto a destonificaciones / *Natural product that might suffer colour variations*
-  Producto natural / *Natural product*
-  Acabado Mate/*Mat Finish*


m <sup>2</sup>	kg	Lbs	m <sup>3</sup>	m <sup>2</sup>
4,98	10	11,25	24,8	15
2,01	30,15	11,11	11	5,23
0,99	29,7	11,52	30	0,99




	Teca Natura	Tropicana Natura
	•	•
	•	•
	•	•
	•	•
	•	•
	•	•
	•	•
	•	•

• = Ok C = Consultar/Consult





187394 Poeme  
29,8x29,8 cm./11.7"x11.7" D583  
8 mm. de espesor/thickness



187140 Nova Cimento  
29,5x90,1 cm./11.6"x35.5" M925  
12 mm. de espesor/thickness

**N** Novedad / New

Producto natural sujeto a destonificaciones / Natural product that might suffer colour variations

Producto delicado / Delicate product

**R** Rectificado / Rectified

Acabado Mate/Mat Finish

m <sup>2</sup>	Paquetes	Kg	Lbs	Paquetes	m <sup>2</sup>	m <sup>2</sup>
3,76	4	26,56	58,55	28	1,06	29,77
11,26	11	19,47	42,92	63	0,98	61,54




Nova Cimento	•	•	•	•
Poeme	•	•	•	•

• = Ok C = Consultar/Consult






187136 Arizona  
30x32,5 cm./11.8"x12.8" D625  
8 mm. de espesor/thickness



187137 Colorado  
30x32,5 cm./11.8"x12.8" D625  
8 mm. de espesor/thickness



187139 Nova Cinza  
29,5x90,1 cm./11.6"x35.5" M925  
12 mm. de espesor/thickness



187140 Nova Cimento  
29,5x90,1 cm./11.6"x35.5" M925  
12 mm. de espesor/thickness



\*187135 Lavabo Katmandu  
42x42x15 cm./16.5"x16.5"x5.9" E500  
35 mm. de espesor/thickness



187141 Cimento Rec-bis  
60x60 cm./23.6"x23.6" M920  
10 mm. de espesor/thickness (Clase 1/Class 1)

\* Lavabo hecho a mano que presenta las variaciones de tono y dimensiones propias de su elaboración artesanal.  
\*This handmade basin may have shade and size variations that are a distinctive feature of its handcrafted production.

■ Producto natural sujeto a destonificaciones / Natural product that might suffer colour variations

P Porcelánico / Porcelain

R Rectificado / Rectified

Handmade product that may have shade and size variations.


● Acabado Mate/Mat Finish

◐ Acabado Satinado ó Mix Brillo-Mate / Satin Finish or Mix Glossy-Mat


m <sup>2</sup>	kg	Kg	Lbs	cm	m	m <sup>2</sup>											
10,26	11	20,02	44,14	63	1,07	67,57	Arizona	●	●	●	●	●	●	●	●	●	●
2,78	3	23,85	52,58	40	1,08	43,2	Cimento Rec-bis	●	●	●	●	●	●	●	●	●	●
10,26	11	20,02	44,14	63	1,07	67,57	Colorado	●	●	●	●	●	●	●	●	●	●
15,87	1	14	30,86	12	0,06	0,76	Lavabo Katmandu										
3,76	4	26,56	58,55	28	1,06	29,77	Nova Cimento	●	●					●	●		
3,76	4	26,68	58,82	28	1,06	29,77	Nova Cinza	●	●					●	●		

● = Ok C = Consultar/Consult



# DUNE



186909 Horus  
30x30 cm./11.8"x11.8" D946  
8 mm. de espesor/thickness



186466 Hammam  
30,4x30,5 cm./12"x12" D961  
8 mm. de espesor/thickness



■ Producto natural sujeto a destonificaciones / *Natural product that might suffer colour variations*

● Producto delicado / *Delicate product*

● Acabado Mate/Mat Finish

● Acabado Satinado ó Mix Brillo-Mate / *Satin Finish or Mix Glossy-Mat*

m <sup>2</sup>	kg	Lbs	m <sup>2</sup>	m <sup>2</sup>
10,79	11	19,91	43,89	63
11,11	11	13,48	29,71	72
			1,02	64,25
			0,99	71,28


Hammam

Horus



●	●	●	●	●	C	●	●	●	●
●	●								

● = Ok C = Consultar/Consult



186357 Capadocia  
 30x30 cm./11.8"x11.8" D625  
 8 mm. de espesor/thickness

■ Producto natural sujeto a destonificaciones / *Natural product that might suffer colour variations*

● Acabado Satinado ó Mix Brillo-Mate / *Satin Finish or Mix Glossy-Mat*

11,11  
 11  
 14,91  
 32,86  
 63  
 0,99  
 62,37

Capadocia



C

● = Ok   C = Consultar/Consult


# DUNE



186599 London Cosmopolitan Marfil  
5x75 cm./2"x29.5" **D382**  
10 mm. de espesor/thickness




186595 Zocalo Cosmopolitan Marfil  
10x75 cm./3.9"x29.5" **D541**  
10 mm. de espesor/thickness



186541 Cosmopolitan Marfil  
25x75 cm./9.8"x29.5" **M872**  
10 mm. de espesor/thickness



186712 Andria Marfil Rec-bis  
60x60 cm./23.6"x23.6" **M920**  
10 mm. de espesor/thickness (Clase 0/Class 0)



186759 Emperador  
29,8x29,8 cm./11.7"x11.7" **D854**  
9 mm. de espesor/thickness



186561 Lavabo Marfil  
38x38x15 cm./15"x15"x5.9" **E600**  
15 mm. de espesor/thickness



■ Producto natural sujeto a destonificaciones / *Natural product that might suffer colour variations*

**P** Porcelánico / *Porcelain*


**R** Rectificado / *Rectified*

○ Acabado Brillo/*Glossy Finish*

● Acabado Mate/*Mat Finish*

m <sup>2</sup>	Paquetes	Kg	Lbs	Paquetes	m <sup>2</sup>	m <sup>2</sup>											
2,78	3	24,75	54,56	40	1,08	43,2	Andria Marfil Rec-bis	●	●	●	●	●	●	●	●	●	●
5,33	6	20,04	44,18	64	1,13	72	Cosmopolitan Marfil	●	●	●	●	●	●	●	●	●	●
11,26	10	14,5	31,97	54	0,89	47,95	Emperador	●	●	●	●	●	●	●	●	●	●
6,93	1	25	55,12	16	0,14	2,31	Lavabo Marfil	●	●	●	●	●	●	●	●	●	●
26,67	18	13,5	29,76	48	0,67	32,4	London Cosmopolitan Marfil	●	●	●	●	●	●	●	●	●	●
13,33	7	10,85	23,92	48	0,53	25,2	Zocalo Cosmopolitan Marfil	●	●	●	●	●	●	●	●	●	●


● = Ok C = Consultar/Consult



186760 Vesta  
29,8x29,8 cm./11.7"x11.7" D854  
9 mm. de espesor/thickness



186890 Osiris  
29,8x29,8 cm./11.7"x11.7" D854  
9 mm. de espesor/thickness



186902 Statuario Rec-bis  
60x60 cm./23.6"x23.6" M920  
10 mm. de espesor/thickness (Clase 0/Class 0)

■ Producto natural sujeto a destonificaciones / Natural product that might suffer colour variations

P Porcelánico / Porcelain

R Rectificado / Rectified

○ Acabado Brillo/Glossy Finish

● Acabado Mate/Mat Finish


	m <sup>2</sup>	paq	Kg	Lbs	paq	m <sup>2</sup>	m <sup>2</sup>											
	11,26	10	16	35,27	54	0,89	47,95	Osiris	●	●	●	●	●	●	●	●	●	●
	2,78	3	24,03	52,98	40	1,08	43,2	Statuario Rec-bis	●	●	●	●	●	●	●	●	●	●
	11,26	10	18	39,68	54	0,89	47,95	Vesta	●	●	●	●	●	●	●	●	●	●

● = Ok C = Consultar/Consult

# DUNE



186364 Tasmania  
30x30 cm./11.8"x11.8" D625  
8 mm. de espesor/thickness



185913 Pebbles Light  
30,5x31,5 cm./12"x12.4" D788  
8 mm. de espesor/thickness



■ Producto natural sujeto a destonificaciones / Natural product that might suffer colour variations  
● Acabado Mate/Mat Finish


m <sup>2</sup>	Paquetes	Kg	Lbs	Paquetes	m <sup>2</sup>	m <sup>2</sup>	Home	Sun	Grid	Grid	Grid	Grid	Grid	Grid	Grid	Grid	Grid	Grid	Grid	
10,41	10	15,8	34,83	54	0,96	51,88														
11,11	5	8,6	18,96	96	0,45	43,2														

● = Ok C = Consultar/Consult






185407 Trencadis Alpaca  
26x26 cm./10.2"x10.2" D582  
10 mm. de espesor/thickness



185406 Rio Carrara  
26x26 cm./10.2"x10.2" D582  
10 mm. de espesor/thickness



185505 Loft Blanco Mate  
15x60 cm./5.9"x23.6" M925  
11 mm. de espesor/thickness

■ Producto natural sujeto a desestonificaciones / Natural product that might suffer colour variations  
● Acabado Mate/Mat Finish

m <sup>2</sup>	Paquete	Kg	Lbs	Paquete	m <sup>2</sup>	m <sup>2</sup>	Home	Sun	Water	Waves	Person
11,11	11	19,47	42,92	40	0,99	39,6	●	●	C	C	●
14,79	8	12,4	27,34	72	0,54	38,94	●	●	●	●	●
14,79	8	10	22,05	72	0,54	38,94	●	●	●	●	●


● = Ok C = Consultar/Consult



187277 Calma  
29,5x30 cm./11.6"x11.8" D659  
12 mm. de espesor/thickness



186888 Soul  
30,9x30,9 cm./12.2"x12.2" D688  
10 mm. de espesor/thickness



186634 Milano Anthracite  
60x60 cm./23.6"x23.6" M920  
10 mm. de espesor/thickness (Clase 1/Class 1)



- Producto natural sujeto a destonificaciones / *Natural product that might suffer colour variations*
- Porcelánico / *Porcelain*
- Rectificado / *Rectified*
- Acabado Mate / *Mat Finish*
- Acabado Satinado ó Mix Brillo-Mate / *Satin Finish or Mix Glossy-Mat*

m <sup>2</sup>	kg	Lbs	m	ft
11,3	8	16,4	36,16	50
2,78	4	29,8	65,7	30
10,47	10	22,3	49,16	50



Calma	Milano Anthracite	Soul
• • •	• • • • • • • • • •	• • • • • • • • • •

• = Ok C = Consultar/Consult



187282 Duende Copper  
30x30 cm./11.8"x11.8" D925  
10 mm. de espesor/thickness




187281 Duende Platinum  
30x30 cm./11.8"x11.8" D925  
10 mm. de espesor/thickness



187333 Lavabo Kayan Plata  
37,5x37,5x14,5 cm./14.8"x14.8"x5.7" E600  
13 mm. de espesor/thickness



187290 Travertine Matt Rec-bis  
60x60 cm./23.6"x23.6" M920  
10 mm. de espesor/thickness (Clase 0/Class 0)



187308 Glory Travertine Matt  
29,5x90,1 cm./11.6"x35.5" M925  
12 mm. de espesor/thickness



187313 Hipster Smoke  
29,5x90,1 cm./11.6"x35.5" M925  
12 mm. de espesor/thickness



187292 Smoke Rec-bis  
60x60 cm./23.6"x23.6" M920  
10 mm. de espesor/thickness (Clase 0/Class 0)

Producto delicado / Delicate product

Porcelánico / Porcelain

Rectificado / Rectified

Aplicación metálica PVD / Metallic application PVD

Producto artesanal que puede presentar ligeras variaciones de tono y tamaño.  
Handmade product that may have shade and size variations.

Acabado Brillo/Glossy Finish

Acabado Mate/Mat Finish

Acabado Satinado ó Mix Brillo-Mate / Satin Finish or Mix Glossy-Mat

m <sup>2</sup>	Paquetes	Kg	Lbs	Paquetes	m <sup>2</sup>	m <sup>2</sup>												
11,11	5	9,1	20,06	54	0,45	24,3	Duende Copper	•	•									
11,11	5	9,1	20,06	54	0,45	24,3	Duende Platinum	•	•									
3,76	4	27,52	60,67	28	1,06	29,77	Glory Travertine Matt	•	•									
3,76	4	26,36	58,11	28	1,06	29,77	Hipster Smoke	•	•									
7,11	1	7	15,43	16	0,14	2,25	Lavabo Kayan Plata											
2,78	3	23,07	50,86	40	1,08	43,20	Smoke Rec-bis	•	•	•	•	•	•	•	•	•	•	•
2,78	3	23,37	51,52	40	1,08	43,20	Travertine Matt Rec-bis	•	•	•	•	•	•	•	•	•	•	•

• = Ok C = Consultar/Consult

# LIMELIGHT

## COLLECTION



Gilded



Tinsel



Cinema



*Aquarius is my newest take on a retro Old / New look, where it captures feeling of 60's without being a literal copy of the past. Reflective surfaces of circular forms are mixed with glass and stone to form a fresh looking random grid, that is both contemporary and late mid-century modern.*

Aquarius es mi más reciente propuesta: un viejo retro / nuevo look, que capta la esencia de los 60, sin ser una copia literal del pasado. Superficies reflectantes de formas circulares se entremezclan con teselas de cristal y piedra blanca, tejiendo al azar una delicada red, que resulta contemporánea y que a la vez recuerda a la arquitectura de mediados del siglo XX.


*Aquarius*

# Groove

## Collection



Salsa



Reggae



Blues

*"LOOK TO THE PAST TO SEE THE FUTURE....."*

MIRA AL PASADO PARA VER EL FUTURO...

*"LIMELIGHT" is the result of careful consideration of the most basic of mosaic designs, the square, where Michael's unique design touch uses subtraction to create a visual addition.*

LIMELIGHT (foco de atención en inglés) surge del estudio minucioso de la forma más básica del mosaico, el cuadrado, donde Michael logra restar lo superfluo para sumar efectos visuales.

*Each chip has a carefully carved out interior form, with the colored mirror backing where a metallic surface plays with little bubbles and wrinkles producing an unexpected dazzling visual effect that takes your eyes and mind on a dramatic journey. The old square is now the new "LIMELIGHT".*

Cada tesela es única, cuidadosamente forjada sobre un fondo de espejo coloreado y liso que, recorrido por pequeñas burbujas y pliegues, lanza destellos sorprendentes, convirtiendo al viejo cuadrado en el nuevo foco de atención.

*The vibrant GILDED, TINSEL and CINEMA evoke memories of more glamorous, alluring times, when fashion and passion guided our direction for design.*

Los vibrantes GILDED, TINSEL y CINEMA traen recuerdos de antaño, llenos de glamour y encanto, de un tiempo donde moda y pasión guiaban el diseño.

*Enjoy the adventure this brilliant mosaic takes you on. LIMELIGHT...a new way to see the past.*

Disfruta de la aventura con LIMELIGHT... una nueva forma de ver el pasado.

Exclusively designed by  
Michael R. Golden for Dune Ceramica




*Michael R. Golden has devoted three decades to creating mosaics using a low-tech, high-craft artisan production process that seeks to create premier work for broad markets. Born in Philadelphia in 1962, he attended the Rhode Island School of Design, where he majored in industrial design and minored in glass.*

*"The mosaic market is still virtually untapped for bringing new creative ideas at moderate prices" Michael said. "My hope is to continue to partner with opportunistic companies like DUNE"*


Michael R. Golden ha dedicado tres décadas a crear mosaicos artísticos singulares y de gran calidad con métodos artesanales. Nacido en Filadelfia en 1962, se graduó en diseño industrial en Rhode Island School of Design, especializándose en vidrio.

*"Existe un mercado por explorar ansioso de nuevos y creativos mosaicos a precios asequibles", afirma Michael. "Mi anhelo es trabajar con colaboradores como DUNE, capaces de ver y explotar esta oportunidad"*

Get more info on [www.dune.es](http://www.dune.es)



187313 Hipster Smoke  
29,5x90,1 cm./11.6"x35.5" M925  
12 mm. de espesor/thickness



187270 Tinsel  
24x24 cm./9.4"x9.4" D940  
8 mm. de espesor/thickness




187271 Cinema  
24x24 cm./9.4"x9.4" D940  
8 mm. de espesor/thickness

-  Rectificado / Rectified
-  Aplicación metálica PVD / Metallic application PVD
-  Producto artesanal que puede presentar ligeras variaciones de tono y tamaño.  
Handmade product that may have shade and size variations.
-  Acabado Brillo/Glossy Finish
-  Acabado Mate/Mat Finish

m <sup>2</sup>	kg	Lbs	m	m <sup>2</sup>									
17,36	8	6,4	14,11	72	0,46	33,18	Cinema	•	•			C	C
3,76	4	26,36	58,11	28	1,06	29,77	Hipster Smoke	•	•			•	•
17,36	8	6,4	14,11	72	0,46	33,18	Tinsel	•	•			C	C

• = Ok C = Consultar/Consult



187269 Gilded  
24x24 cm./9.4"x9.4" D940  
8 mm. de espesor/thickness



185507 Loft Negro Mate  
15x60 cm./5.9"x23.6" M931  
11 mm. de espesor/thickness



187324 Aosta Argent  
22x85 cm./8.7"x33.5" M849  
9 mm. de espesor/thickness (Clase 1/Class 1)



187323 Lavabo Madison  
45x45x13 cm./17.7"x17.7"x5.1" E450  
10 mm. de espesor/thickness

- P Porcelánico / Porcelain
- ● Aplicación metálica PVD / Metallic application PVD
- Producto artesanal que puede presentar ligeras variaciones de tono y tamaño.  
*Handmade product that may have shade and size variations.*
- Acabado Brillo/Glossy Finish
- Acabado Mate/Mat Finish

m <sup>2</sup>	Paquetes	Kg	Lbs	Paquetes	m <sup>2</sup>	m <sup>2</sup>		🏠	☀️	🚿	🚿	🚿	🚿	🚿	🚿	🚿	🚿	🚿	🚿
5,35	9	34,11	75,20	45	1,68	75,73	Aosta Argent	•	•	•	•	•	•	•	•	•	•	•	•
17,36	8	6,4	14,11	72	0,46	33,18	Gilded	•	•									C	C
4,94	1	23	50,71	21	0,2	4,25	Lavabo Madison												
11,11	11	19,58	43,17	40	0,99	39,6	Loft Negro Mate	•	•	C					C	C	•	•	•


• = Ok C = Consultar/Consult



\* Lavabo hecho a mano que presenta las variaciones de tono y dimensiones propias de su elaboración artesanal.  
 \* This handmade basin may have shade and size variations that are a distinctive feature of its handcrafted production.



187122 Salsa  
 30,3x34 cm./11.9"x13.4" D923  
 8 mm. de espesor/thickness



187123 Reggae  
 30,3x34 cm./11.9"x13.4" D923  
 8 mm. de espesor/thickness



\*187135 Lavabo Katmandu  
 42x42x15 cm./16.5"x16.5"x5.9" E500  
 35 mm. de espesor/thickness



187171 Scuro Rec-bis  
 60x60 cm./23.6"x23.6" M920  
 10 mm. de espesor/thickness (Clase 0/Class 0)



■ Producto natural sujeto a destonificaciones / Natural product that might suffer colour variations

P Porcelánico / Porcelain

R Rectificado / Rectified

Handmade product that may have shade and size variations.

○ Acabado Brillo/Glossy Finish

● Acabado Satinado ó Mix Brillo-Mate / Satin Finish or Mix Glossy-Mat

	m <sup>2</sup>	Paquetes	Kg	Lbs	Paquetes	m <sup>2</sup>	m <sup>2</sup>												
	15,87	1	14	30,86	12	0,06	0,76												Lavabo Katmandu
	9,62	10	17	37,48	54	1,04	56,16		●	●	●	●							Reggae
	9,62	10	17	37,48	54	1,04	56,16		●	●	●	●							Salsa
	2,78	3	23,37	51,52	40	1,08	43,20		●	●	●	●	C						Scuro Rec-bis

● = Ok C = Consultar/Consult




187124 Blues  
30,3x34 cm./11.9"x13.4" D923  
8 mm. de espesor/thickness



P  
R  
●

187141 Cimento Rec-bis  
60x60 cm./23.6"x23.6" M920  
10 mm. de espesor/thickness (Clase 1/Class 1)



R  
●

187139 Nova Cinza  
29,5x90,1 cm./11.6"x35.5" M925  
12 mm. de espesor/thickness



\*187134 Lavabo Nepal  
42x42x15 cm./16.5"x16.5"x5.9" E451  
35 mm. de espesor/thickness

\* Lavabo hecho a mano que presenta las variaciones de tono y dimensiones propias de su elaboración artesanal.  
\* This handmade basin may have shade and size variations that are a distinctive feature of its handcrafted production.



■ Producto natural sujeto a destonificaciones / Natural product that might suffer colour variations

P Porcelánico / Porcelain

R Rectificado / Rectified

Handmade product that may have shade and size variations.

○ Acabado Brillo/Glossy Finish

● Acabado Mate/Mat Finish


m<sup>2</sup> Kg Lbs m m<sup>2</sup>

9,62	10	17	37,48	54	1,04	56,16	Blues	●	●	●	●	●	●	●	●	●	●
2,78	3	23,85	52,58	40	1,08	43,2	Cimento Rec-bis	●	●	●	●	●	●	●	●	●	●
15,87	1	14	30,86	12	0,06	0,76	Lavabo Nepal	●	●	●	●	●	●	●	●	●	●
3,76	4	26,68	58,82	28	1,06	29,77	Nova Cinza	●	●	●	●	●	●	●	●	●	●



● = Ok C = Consultar/Consult





187398 Aquarius  
29,8x29,8 cm./11.7"x11.7" D910  
8 mm. de espesor/thickness



186897 Cosmopolitan Statuario  
25x75 cm./9.8"x29.5" M872  
10 mm. de espesor/thickness



186902 Statuario Rec-bis  
60x60 cm./23.6"x23.6" M920  
10 mm. de espesor/thickness (Clase 0/Class 0)




- N Novedad / New
- P Producto delicado / Delicate product
- P Porcelánico / Porcelain
- R Rectificado / Rectified
- Aplicación metálica PVD / Metallic application PVD
- Acabado Brillo/Glossy Finish

m <sup>2</sup>	kg	Lbs	m	m <sup>2</sup>											
11,26	11	12,1	26,68	72	0,98	70,33	Aquarius	●	●						
5,33	8	26,16	57,67	36	1,5	54	Cosmopolitan Statuario	●	●					●	●
2,78	3	24,03	52,98	40	1,08	43,2	Statuario Rec-bis	●	●	●	●	●	●	●	●

● = Ok C = Consultar/Consult



187323 Lavabo Madison  
45x45x13 cm./17.7"x17.7"x5.1" **E450**  
10 mm. de espesor/thickness



187393 Princess  
24x29 cm./9.4"x11.4" **D541**  
8 mm. de espesor/thickness



187143 Imperiale Mezzo  
29,5x90,1 cm./11.6"x35.5" **M925**  
12 mm. de espesor/thickness



187170 Mezzo Rec-bis  
60x60 cm./23.6"x23.6" **M920**  
10 mm. de espesor/thickness (Clase 0/Class 0)



- N Novedad / New
- P Porcelánico / Porcelain
- R Rectificado / Rectified
- O Acabado Brillo/Glossy Finish
- Acabado Mate/Mat Finish

m <sup>2</sup>	Paquetes	Kg	Lbs	Paquetes	m <sup>2</sup>	m <sup>2</sup>	
3,76	4	27,68	61,02	28	1,06	29,77	Imperiale Mezzo
4,94	1	23	50,71	21	0,2	4,25	Lavabo Madison
2,78	3	23,88	52,65	40	1,08	43,2	Mezzo Rec-bis
14,37	11	12,65	27,89	63	0,77	48,23	Princess




•	•	•	•	•	•	•	•	•	•
•	•	•	•	•	•	•	•	•	•
•	•	•	•	•	•	•	•	•	•
•	•	•	•	•	•	•	•	•	•

● = Ok C = Consultar/Consult



186918 Argus  
29,9x29,9 cm./11.8"x11.8" D896  
8 mm. de espesor/thickness



187114 Kanna  
29,9x29,9 cm./11.8"x11.8" D896  
8 mm. de espesor/thickness



\*187134 Lavabo Nepal  
42x42x15 cm./16.5"x16.5"x5.9" E451  
35 mm. de espesor/thickness



187140 Nova Cimento  
29,5x90,1 cm./11.6"x35.5" M925  
12 mm. de espesor/thickness



187141 Cimento Rec-bis  
60x60 cm./23.6"x23.6" M920  
10 mm. de espesor/thickness (Clase 1/Class 1)

\* Lavabo hecho a mano que presenta las variaciones de tono y dimensiones propias de su elaboración artesanal.  
\* This handmade basin may have shade and size variations that are a distinctive feature of its handcrafted production.

■ Producto natural sujeto a destonificaciones / Natural product that might suffer colour variations

P Porcelánico / Porcelain

R Rectificado / Rectified

Handmade product that may have shade and size variations.

○ Acabado Brillo/Glossy Finish

● Acabado Mate/Mat Finish


	m <sup>2</sup>	kg	Lbs	cm	m	m <sup>2</sup>											
Argus	11,19	11	15,95	35,16	54	0,98	53,1	●	●	●	●	●	●	●	●	●	●
Cimento Rec-bis	2,78	3	23,85	52,58	40	1,08	43,2	●	●	●	●	●	●	●	●	●	●
Kanna	11,19	11	15,95	35,16	54	0,98	53,1	●	●	●	●	●	●	●	●	●	●
Lavabo Nepal	15,87	1	14	30,86	12	0,06	0,76	●	●	●	●	●	●	●	●	●	●
Nova Cimento	3,76	4	26,56	58,55	28	1,06	29,77	●	●	●	●	●	●	●	●	●	●

● = Ok C = Consultar/Consult





DUNE




186634 Milano Anthracite  
60x60 cm./23.6"x23.6" M920  
10 mm. de espesor/thickness (Clase 1/Class 1)

P  
R  
●




186905 Nice  
28,6x28,6 cm./11.3"x11.3" D660  
8 mm. de espesor/thickness

●




186893 Cosmopolitan Fussion  
25x75 cm./9.8"x29.5" M782  
10 mm. de espesor/thickness

●



186904 Alegria  
28,6x28,6 cm./11.3"x11.3" D660  
8 mm. de espesor/thickness

●



186538 Cosmopolitan Blanco Brillo  
25x75 cm./9.8"x29.5" M782  
10 mm. de espesor/thickness

○



186630 Milano Cement  
60x60 cm./23.6"x23.6" M920  
10 mm. de espesor/thickness (Clase 1/Class 1)

P  
R  
●

- P Porcelánico / Porcelain
- R Rectificado / Rectified
- Acabado Brillo/Glossy Finish
- Acabado Mate/Mat Finish
- ◐ Acabado Satinado ó Mix Brillo-Mate / Satin Finish or Mix Glossy-Mat

	m <sup>2</sup>	kg	kg	Lbs	kg	m <sup>2</sup>	m <sup>2</sup>											
12,23	11	15,4	33,95	72	0,9	64,78		Alegria	●	●	●		●	●	C	●		
5,33	6	20,22	44,58	64	1,13	72		Cosmopolitan Blanco Brillo	●	●			●	●				
5,33	8	26,72	58,91	36	1,5	54		Cosmopolitan Fussion	●	●			●	●				
2,78	4	29,8	65,7	30	1,44	43,2		Milano Anthracite	●	●	●	●	●	●				
2,78	4	29,8	65,7	30	1,44	43,2		Milano Cement	●	●	●	●	●	●				
12,23	11	15,4	33,95	72	0,9	64,78		Nice	●	●	●		●	●	C	●		

● = Ok C = Consultar/Consult



187170 Mezzo Rec-bis  
60x60 cm./23.6"x23.6" M920  
10 mm. de espesor/thickness (Clase 0/Class 0)



187130 Alum Copper  
2,3x90,1 cm./0.9"x35.5" D206\*  
8 mm. de espesor/thickness



187143 Imperiale Mezzo  
29,5x90,1 cm./11.6"x35.5" M925  
12 mm. de espesor/thickness



187115 Enigma  
30,6x30,6 cm./12"x12" D625  
5 mm. de espesor/thickness




186554 Brunei  
29x29 cm./11.4"x11.4" D946  
8 mm. de espesor/thickness

\*Para una mayor protección de este producto. los pedidos se servirán en packs indivisibles de 6 piezas /  
For a better protection of these items. they will be delivered in indivisible packages of 6 pieces.

- Producto delicado / Delicate product
- Porcelánico / Porcelain
- Rectificado / Rectified
- Acabado Brillo/Glossy Finish
- Acabado Satinado ó Mix Brillo-Mate / Satin Finish or Mix Glossy-Mat

m <sup>2</sup>	kg	Lbs	cm	m	m <sup>2</sup>										
11,89	11	13,74	30,29	54	0,93	49,96	Brunei	•	•	•				•	•
48,26	6	0,6	1,32	720	0,12	89,52	Alum Copper	•	•						
10,68	16	15,2	33,51	54	1,5	80,9	Enigma	•	•	•				•	•
3,76	4	27,68	61,02	28	1,06	29,77	Imperiale Mezzo	•	•					•	•
2,78	3	23,88	52,65	40	1,08	43,2	Mezzo Rec-bis	•	•	•	•	•	•	•	•

• = Ok C = Consultar/Consult



186917 Copper Mirror  
26,5x28,5 cm./10.4"x11.2" D610  
5 mm. de espesor/thickness



186384 Glass Mirror  
26,5x28,5 cm./10.4"x11.2" D610  
5 mm. de espesor/thickness


○ Acabado Brillo/Glossy Finish

m <sup>2</sup>	kg	Lbs	m	m <sup>2</sup>	Product	Home	Sun	Water	Fire	Acoustic	Light	Sound	Other
13,24	15	10,13	22,32	54	1,13	61,18	Copper Mirror	•	•	•	•	•	•
13,24	20	11,5	25,35	54	1,51	81,57	Glass Mirror	•	•	•	•	•	•

● = Ok C = Consultar/Consult



187272 Magic  
30,5x30,5 cm./12"x12" D725  
8 mm. de espesor/thickness



187311 Hipster Mist  
29,5x90,1 cm./11.6"x35.5" M925  
12 mm. de espesor/thickness



187278 Lavabo Guess  
40x50x15 cm./15.7"x19.7"x5.9" E350  
15 mm. de espesor/thickness




- Rectificado / Rectified
- Acabado Brillo/Glossy Finish
- Acabado Mate/Mat Finish


m <sup>2</sup>	Paquetes	Kg	Lbs	Paquetes	m	m'								
3,76	4	26,32	58,03	28	1,06	29,77	Hipster Mist	•	•					
5	1	30	66,14	12	0,2	2,4	Lavabo Guess							
10,75	11	18,15	40,01	63	1,02	64,47	Magic	•	•					

• = Ok C = Consultar/Consult





187273 Secrets  
30,5x30,5 cm./12"x12" D725  
8 mm. de espesor/thickness



187313 Hipster Smoke  
29,5x90,1 cm./11.6"x35.5" M925  
12 mm. de espesor/thickness




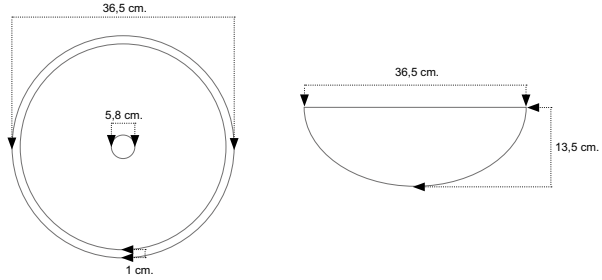

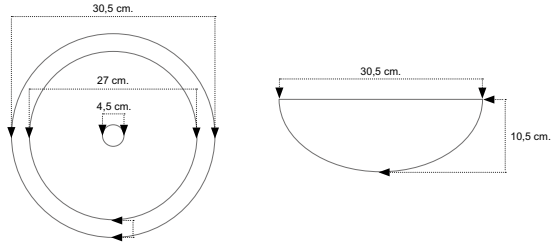

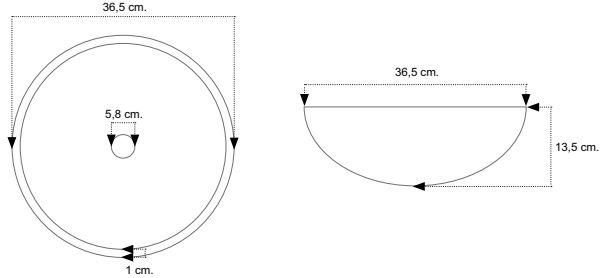

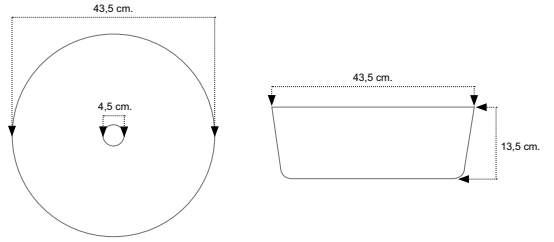

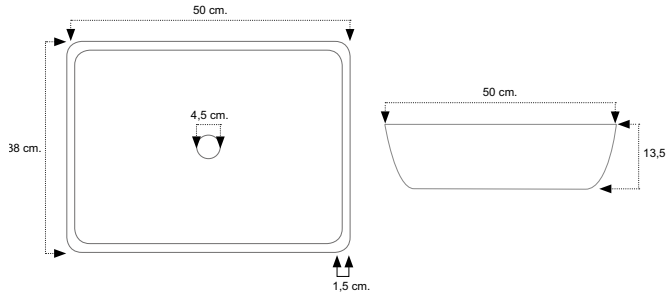

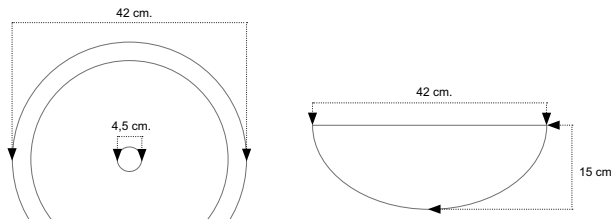

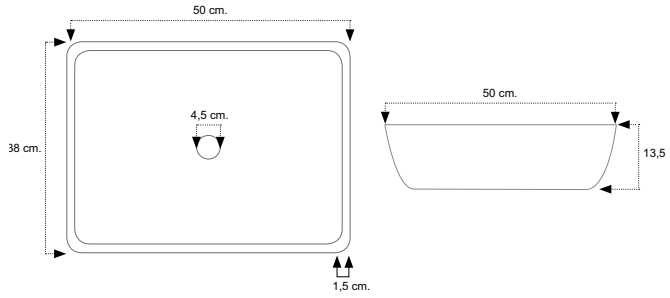

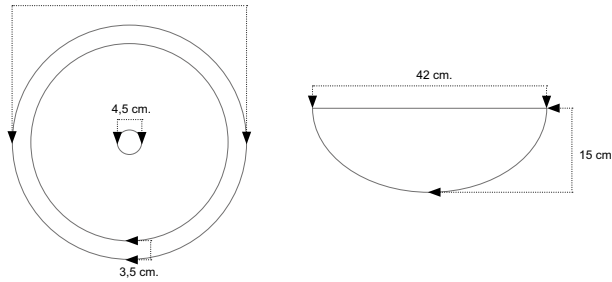
187292 Smoke Rec-bis  
60x60 cm./23.6"x23.6" M920  
10 mm. de espesor/thickness (Clase 0/Class 0)


- P Porcelánico / Porcelain
- R Rectificado / Rectified
- Acabado Brillo/Glossy Finish
- Acabado Mate/Mat Finish

3,76	4	26,36	58,11	28	1,06	29,77	Hipster Smoke	●	●								●	●	
10,75	11	18,15	40,01	63	1,02	64,47	Secrets	●	●								●	●	C
2,78	3	23,07	50,86	40	1,08	43,2	Smoke Rec-bis	●	●	●	●	●	●	●	●	●	●	●	●

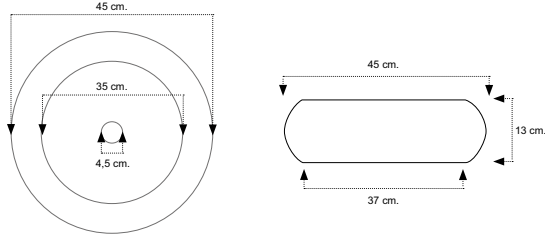

● = Ok C = Consultar/Consult



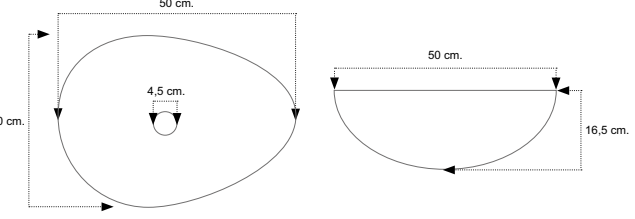

 <p>187333 Lavabo Kayan Plata (cerámica/ceramic)</p> 	 <p>187427 Lavabo Siam (cerámica/ceramic)</p> 
 <p>187332 Lavabo Kayan Oro (cerámica/ceramic)</p> 	 <p>186924 Lavabo White and Gold (cerámica/ceramic)</p> 
 <p>187305 Lavabo Marvel Silver (cerámica/ceramic)</p> 	 <p>*187134 Lavabo Nepal (cerámica/ceramic)</p> 
 <p>187306 Lavabo Marvel Gold (cerámica/ceramic)</p> 	 <p>*187135 Lavabo Katmandú (cerámica/ceramic)</p>  <p>* Lavabo hecho a mano que presenta las variaciones de tono y dimensiones propias de su elaboración artesanal. * This handmade basin may have shade and size variations that are a distinctive feature of its handcrafted production.</p>

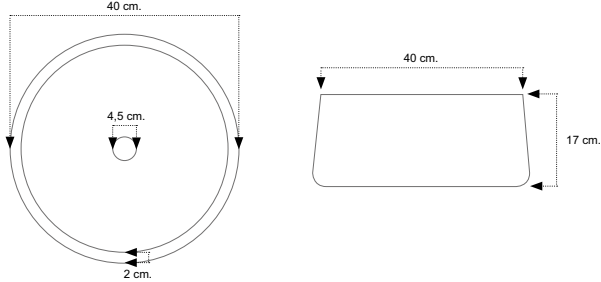

187323 Lavabo Madison (cemento/cement)

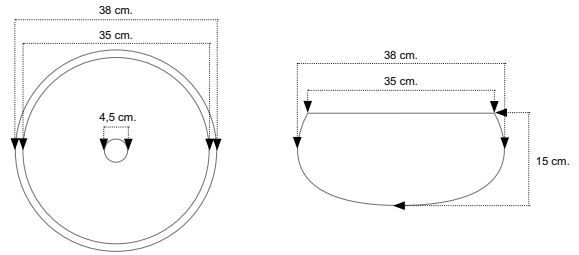

187278 Lavabo Guess (piedra/stone)

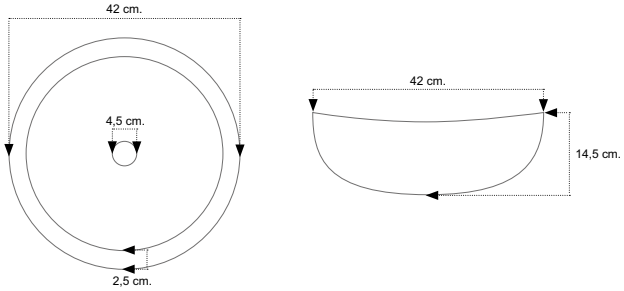

186887 Lavabo Pulpis (piedra/stone)

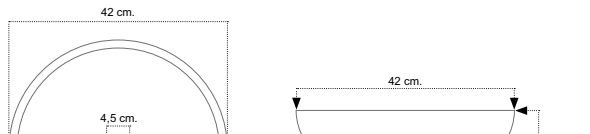

186561 Lavabo Marfil (piedra/stone)

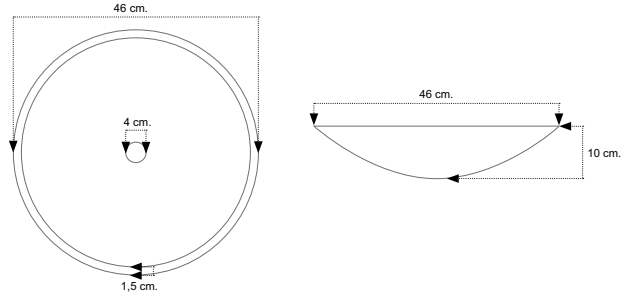

187402 Lavabo Arena (piedra/stone)

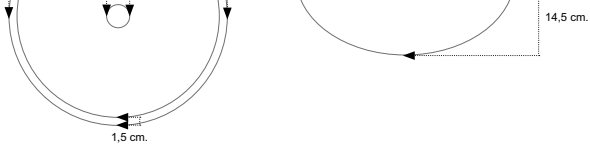
186490 Lavabo Pan de Plata (cristal/glass)

185419 Lavabo Redondo Silver (cristal/glass)

186736 Lavabo Foglio di Rame (cristal/glass)





185424 Lavabo Redondo Platinum (cristal/glass)



185418 Lavabo Redondo Cosmic (cristal/glass)



185073 Lavabo Redondo Dorado (cristal/glass)



185952 Lavabo Venezia (cristal/glass)



186737 Lavabo Sinaí (cristal/glass)



187400 Lavabo Agadir Blue (cristal/glass)



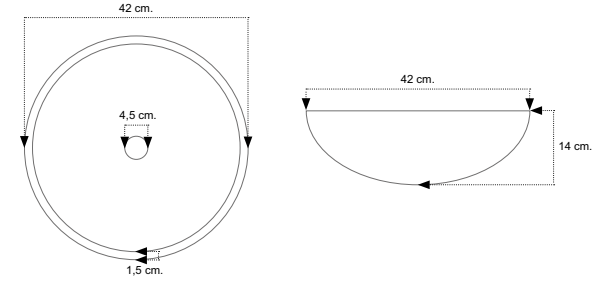
187288 Lavabo Future Silver (cristal/glass)



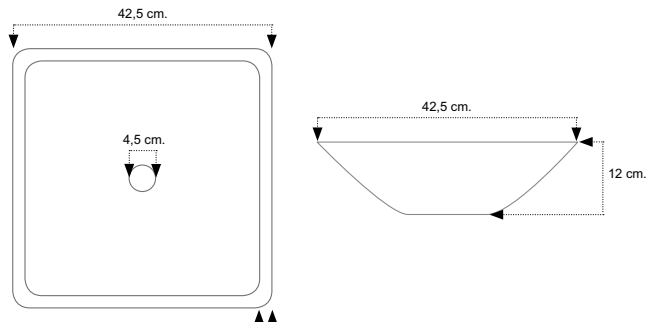
187287 Lavabo Future Gold (cristal/glass)



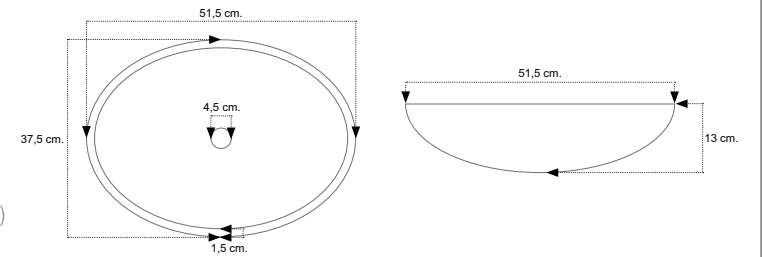
187401 Lavabo Agadir Silver (cristal/glass)



184590 Lavabo Cuadrado Anaranjado (cristal/glass)



186587 Lavabo Santorini (cristal/glass)



**PRODUCTOS DE TRATAMIENTO / TREATMENT PRODUCTS**

	Código Code	Descripción Description	Código PVP recomendado Recommended retail price
VITRA	185463	ANTIGLISS	D787
STONE	184507	CERA LIQUIDA PROTECTORA LIQUID PROTECTIVE WAX	D945
	184508	SELLADOR ANTIMANCHAS STAIN-PROOF SEALER	D969

**TABLA DE ADHESIVOS / ADHESIVES TABLE**

	Cem-cola clase C1 <i>Cem-glue type C1</i>	Cem-cola clase C2 <i>Cem-glue type C2</i>	Adhesivo epoxidico <i>Epoxydic adhesive</i>
KERAKOLL	SPECIAL ECO	H 40 ECO FLEX	SUPERFLEX ECO
MAPEI	TIXOBOND	KERAFLEX MAXI S-1	KERALASTIC T

	Mortero adhesivo látex <i>Latex adhesive mortar</i>
LATICRETE	Mortar 211 + Laticrete 4237 (*)

VITRA	186167	TENAX KERAKOLL (Saco/Sack 25 Kg / Aprox. 4-5 m2)	D960
-------	--------	---	------

**TABLA DE PASTAS DE REJUNTAR / GROUTING PASTES TABLE**


	Pasta de rejuntar cementosa <i>Cement grouting material</i>	Pasta de rejuntar epoxi <i>Epoxy grouting material</i>
KERAKOLL	FUGABELLA ECO PORCELANA	FUGALITE
MAPEI	KERACOLOR FF	KERAPOXY
LATICRETE	LATICRETE serie 1600	-

(\*) Adhesivo cementoso con latex adecuado para piezas cerámicas, vidrio y piedra. Seguir las instrucciones de fabricante en cuanto a la preparación y aplicación. Se recomienda hacer una prueba antes de proceder a la colocación de todo el material.


(\*) *Cement adhesive containing latex suitable for ceramics, glass and stone pieces. Follow the adhesive manufacturer's instructions. We recommend a test in one piece BEFORE covering the whole surface.*



Interior  
Indoors  
Внутри  
Intérieur  
Interno  
Interior  
Innenbereiche  
室内  
يخداد  
Wewnatrz




Pavimento bajo tránsito zonas húmedas  
Floors Light traffic in wet areas  
Напольная плитка низкая проходимость влажные з  
Sol trafic faible zones humides  
Pavimento basso traffico per zone umide  
Pavimento a pouco tráfego zonas húmidas  
Gering belastete Böden im Naßbereich  
适用于潮湿区域的低强度通行地砖  
ةبطرو رورم لا ةليلق ةقطنم يف طالاب  
Płytki Podlogowe Do Strefy Mokrej



Pared ducha  
Shower Wall  
Стена душа  
Pari de douche  
Parete doccia  
Parede de duche  
Naßbereich Wand  
浴室墙面  
شدلا رادج  
Sciana Prysznicza



Exterior  
Outdoors  
Снаружи  
Extérieur  
Esterno  
Exterior  
Außenbereiche  
室外  
يخداد  
Zewnatrz



Pavimento alto tránsito  
Floors - High traffic  
Напольная плитка высокая проходимость  
Sol trafic élevé  
Pavimento alto traffico  
Pavimento muito tráfego  
Stark belastete Böden  
高强度通行地砖  
لوادتم رورم وذ طالاب  
Płytki Podlogowe Przy Dużym Tranzycie



Piscina  
Swimming pool  
Бассейн  
Piscine  
Piscina  
Piscina  
Schwimmbad /unter Wasserbereiche  
游泳池  
ةعابسا لمامج  
Basen




Revestimiento  
Wall  
Настенная плитка  
Mural  
Rivestimento  
Revestimento  
Wand  
墙砖  
رادجلا  
Płytki Scienne




Pavimento radiante  
Underfloor Heating installation  
Полы с подогревом  
Sol chauffage au sol  
Pavimento per riscaldamento radiante  
Pavimento radiante  
Fußbodenheizung  
地板采暖  
طالابلا تحت ةئفدت بيكرت  
Płytki Do Ogrzewania Podlogowego



Alta concentración de vapor (sauna, baño turco, etc)  
High vapor condensation areas (sauna, Turkish bath...)  
Высокая концентрация пара (сауна, турецкая баня и т.  
Forte concentration de vapeur (sauna, bain turc, etc...)  
Elevata concentrazione di vapore  
Alta concentração de vapor (sauna, banho turco, etc)  
Wellnessbereiche (Sauna, Türkisches Bad, etc.)  
高压蒸汽冷凝区域 (桑拿浴, 土耳其浴)  
...ايكرت امامجو انواس) رادج فيثكتالا ةيلاع قطنانلا  
Wysoka Wilgotnosc (sauna, laznia Turecka)



Pavimento bajo tránsito zonas secas  
Floors Light traffic in dry areas  
Напольная плитка низкая проходимость сухие зоны  
Sol trafic faible zones sèches  
Pavimento basso traffico per zone non umide  
Pavimento pouco tráfego zonas secas  
Gering belastete Böden  
适用于干燥区域的低强度通行地砖  
ةفاج و رورملا ةليلق ةقطنم يف طالاب  
Płytki Podlogowe Do Strefy Suchej



Plato ducha  
Shower floor  
Душевой поддон  
Receveur de douche  
Piatto doccia  
Base de duche  
Naßbereich Boden  
浴室地面  
شدلا ةيخرأ  
Podłoga Prysznicza

Tabla General Usos / Use Complete List

3D Bosque Light	•		•						•		•
3D Bosque Mix	•		•						•		•
3D Tissu Dark	•		•						•		•
3D Tissu Light	•		•						•		•
3D White	•		•						•		•
Absolut	•		•						•		
Acanto	•	•	•	•	•	•	•	•	•		•
Ace-treme	•		•						•		
Agadir Silver	•		•								
Agora Alzata	•		•								
Agora Listellino	•		•								
Agora Listello	•		•								
Al-andalus	•		•					•			•
Alea Copper	•		•								
Alea Grey	•		•								
Alegria	•		•	•				•	•	C	•
Alhambra	•		•								
Aloa Nature	•		•								
Alquimia	•		•					•			•
Alum Copper	•		•								
Alum Gold	•		•								
Alum Silver	•		•								
Alzata Chiaro	•		•					•			•
Alzata Mezzo	•		•					•			•
Alzata Oro Viejo	•		•					•			•
Alzata Plata	•		•					•			•
Alzata Scuro	•		•					•			•
Amaluna	•		•					•			•
Amazonia Natura	•		•								
Anastasia	•		•					•			•
Andria Marfil Rec-bis	•	•	•	•		•	•	•	•		•
Andria Travertino Rec-bis	•	•	•	•		•	•	•	•		•
Andy	•		•					•			•
Angulo Cosmpolitan Marfil	•		•					•			•
Aosta Argent	•	•	•	•	•	•	•	•	•		•
Aosta Cenere	•	•	•	•	•	•	•	•	•		•
Aosta Roble	•	•	•	•	•	•	•	•	•		•
Aquarius	•		•								
Arena	•		•					•			•
Argus	•		•	•				•	•	C	•
Aria	•	C	•	•				•	•	C	•
Aria Bronzo	•		•					•			•

Aria Greige	•		•						•		•
Aria Luce	•		•						•		•
Aria Panna	•		•						•		•
Aria White	•		•						•		•
Arizona	•	•	•	•			•	•	•		•
Arte	•	•	•	•	•		•	•	•		•
Artisan	•		•					•			•
Aston	•		•					•			•
Atalaya Nature	•		•								
Atenea	•		•					•			
Aura Agate Glass	•		•					•			
Aura Amethyst Glass	•		•					•			
Aura Onix Glass	•		•					•			
Aurum Glass	•	•	•					•			
Avatar	•	•	•					•	•		
Bianco Brick	•	•	•					•			•
Bianco Brick Corner	•	•	•					•			•
Bivio Bronzo	•		•					•			•
Bivio Greige	•		•					•			•
Bivio Luce											
Bivio Panna	•		•					•			•
Bivio White	•		•					•			•
Bizancio	•	•	•	•	•		•	•	•		•
Bizancio Carpet	•	•	•	•	•		•	•	•		•
Bizancio Deco	•	•	•	•	•		•	•	•		•
Black Keops	•		•					•			•
Blues	•	•	•	•				•	•	•	•
Bohemia	•	•	•					•			•
Borgia	•	•	•	•	•		•	•	•		•
Borgia Deco	•	•	•	•	•		•	•	•		•
Bronzo	•		•								
Brunei	•		•	•				•			•
Brussels	•		•					•			•
Calma	•	•	•					•			•
Capadocia	•	•	•	•	•		C	•	•	•	•
Capitel Chiaro	•		•					•			•
Capitel Mezzo	•		•					•			•
Capitel Oro Viejo	•		•					•			•
Capitel Plata	•		•					•			•
Capitel Scuro	•		•					•			•
Carisma	•		•					•			•
Carrara	•	•	•	•			•	•	•		•

Casablanca	•		•	•	•		•	•	•		
Cassiopeia	•		•	•			•	•	•		
Cayman Champagne	•	•	•	•			•	•	•	•	•
Cayman Nacar	•	•	•	•			•	•	•	•	•
Cebreiro	•	•	•						•		•
Cenefa Persepolis	•	•	•	•	•		•	•	•		•
Charm	•		•								
Cimento Rec-bis	•	•	•	•	•	•	•	•	•		•
Cinema	•		•					C	C		
Cleopatra	•	•	•	•				•	•	•	•
Collage Mist	•		•					•			•
Collage Smoke	•		•					•			•
Colorado	•	•	•	•		•		•			•
Copper Mirror	•	•	•					•	•	•	•
Corner London C. Marfil	•		•					•			•
Corner Zocalo C. Marfil	•		•					•			•
Cosmic Glass	•	•	•	C				•	C		
Cosmopolitan Blanco Brillo	•		•					•			•
Cosmopolitan Blanco Mate	•		•					•			•
Cosmopolitan Brown	•		•					•			•
Cosmopolitan Fussion	•		•					•			•
Cosmopolitan Marfil	•		•					•			•
Cosmopolitan Pulpis	•		•					•			•
Cosmopolitan Purple	•		•					•			•
Cosmopolitan Statuario	•		•					•			•
Cosmopolitan Travertino	•		•					•			•
Cremona	•	•	•	•	•		•	•	•		
Cremona Deco	•	•	•	•	•		•	•	•		•
Damasco Pure Golden	•		•								
Deep	•		•					•			•
Delicious	•		•					•			•
Delizia	•		•					•			•
Diva	•		•					•			•
Duende Copper	•		•								
Duende Platinum	•		•								
Emotions	•		•					•			•
Emperador	•	•	•	•	•	•	•	•	•		•
Enigma	•	•	•					•	•	C	C
Esmeralda	•		•	•			•	•	•		
Eternal	•		•								
Exa Deluxe	•		•								
Exa Flat Arena	•		•					•			•

Exa Flat White	•		•						•		•
Exa Full Arena	•		•						•		•
Exa Full White	•		•						•		•
Exa Medium Arena	•		•						•		•
Exa Medium White	•		•						•		•
Firenze Marfil	•	•	•	•	•	•	•	•	•		•
Foglio D'oro	•	C	•						•		
Foglio Di Rame	•	C	•						•		
Foglio D'argento	•	C	•						•		
Folding Flowers	•		•						•		•
Folding Gold	•		•								
Folding Roses	•		•						•		•
Folding Silver	•		•								
Forest	•	C	•	C					•		
Frozen	•		•						•		•
Galena Ivory	•		•								
Galena Red	•		•								
Gilded	•		•						C	C	
Glass Mirror	•	•	•						•	•	•
Globe	•	•	•								
Glory Strips	•		•						•		•
Glory Travertine Gloss	•		•						•		•
Glory Travertine Matt	•		•						•		•
Golden Dune	•		•								
Golden Keops	•		•								
Golden Pad	•		•								
Grace	•		•								
Hammam	•	•	•	•	•	C	•	•	•		•
Heliopolis	•	•	•	•					•		•
Hermes	•		•						•		
Hexagon	•		•						•		•
Hipster Brick Mist	•		•						•		•
Hipster Brick Smoke	•		•						•		•
Hipster Metal	•		•						•		•
Hipster Mist	•		•						•		•
Hipster Smoke	•		•						•		•
Horus	•		•								
Hypnotic	•		•								
Identity Glass	•		•						•		
Imperiale Brezza	•		•						•		•
Imperiale Chiaro	•		•						•		•
Imperiale Mezzo	•		•						•		•



Tabla General Usos / Use Complete List












Imperiale Scuro	•		•						•		•
Impressions	•		•						•		•
Indigo	•		•						•		•
Jade	•	•	•	•			•	•	•		•
Jaipur	•		•	•			•	•	•		
Japan Black	•		•						•		•
Japan Bronzo	•		•						•		•
Japan Gold	•		•						•		
Japan Smoke	•		•						•		•
Japan White	•		•						•		•
Japan White Gloss	•		•						•		•
Joy	•		•					C	•		•
Kanna	•		•	•				•	•	C	•
Karat	•		•						•		
Kassiani	•	•	•	•				•	•	C	•
Kilim	•		•						•		•
Kioto Black	•		•						•		•
Kioto Bronzo	•		•						•		•
Kioto Silver	•		•						•		
Kioto Smoke	•		•						•		•
Kioto White	•		•						•		•
Kioto White Gloss	•		•						•		•
Krakatoa	•		•						•		
Krypton	•	•	•	•				•	•	C	•
Lens	•	•	•								
Listel Argento	•		•								
Listel Oro Chiaro	•		•								
Listel Santorini	•		•						•		•
Living Blanco Brillo	•		•						•		•
Living Blanco Mate	•		•						•		•
Loft Blanco Brillo	•		•	C			C	C	•		•
Loft Blanco Mate	•		•	C			C	C	•		•
Loft Negro Mate	•		•	C			C	C	•		•
London Cosmopolitan Marfil	•		•						•		•
Luna Bronzo	•		•						•		•
Luna Greige	•		•						•		•
Luna Luce	•		•						•		•
Luna Panna	•		•						•		•
Luna White	•		•						•		•
Lune	•		•						•		
Lux Oro	•		•						C		
Lux Plata	•		•						C		

Luxor	•	•	•	•					•		•
Magic	•		•					•	•	C	•
Magma Copper	•		•						C		
Magma Grey	•		•						C		
Manacor	•		•						•		•
Mandala	•		•						•		•
Mandorla Bronzo	•		•						•		•
Mandorla Greige	•		•						•		•
Mandorla Luce	•		•						•		•
Mandorla Panna	•		•						•		•
Mandorla White	•		•						•		•
Marmol Bianco	•	•	•	•	•		•	•	•		•
Marmol Crema	•	•	•	•	•		•	•	•		•
Matrix	•		•								
Mayolica	•		•						•		•
Melina	•	•	•	•				•	•	C	•
Metal Rec-bis	•	•	•	•	•	•	•	•	•		•
Metalic Gold	•		•								
Metalic Silver	•		•								
Metropolitan	•		•						•		•
Mezzo Rec-bis	•	•	•	•	•	•	•	•	•		•
Micro Beige	•	•	•						•	•	•
Milano Anthracite	•	•	•	•	•	•	•	•	•		•
Milano Beige	•	•	•	•	•	•	•	•	•		•
Milano Cement	•	•	•	•	•	•	•	•	•		•
Mirror Grey	•		•	•					•		
Mist Rec-bis	•	•	•	•	•	•	•	•	•		•
Moma Brown	•	•	•	•	•	•	•	•	•		•
Moon Pure Gold	•		•								
Moon Pure Silver	•		•								
Mosaico Grey-glass	•	•	•	•			•	•	•		•
Mosaico Onix-glass	•	•	•	•			•	•	•		•
Mosaico Travertino Brick	•	•	•	•	•	•	•	•	•		•
Mosaico Travertino Dados	•	•	•	•	•	•	•	•	•		•
Mosaico Travertino Panfilia	•	•	•	•			•	C	•		C
Mosaico Travertino Pencil	•	•	•	•			•		C		C
Multishapes Black	•		•						•		•
Multishapes Bronzo	•		•						•		•
Multishapes Silver	•		•								
Multishapes Smoke	•		•						•		•
Multishapes White	•		•						•		•
Multishapes White Gloss	•		•						•		•

Natasha	•		•						•		•
Nayade	•		•						•		
Nazari	•		•								
Nazca	•	•	•					•	•		
Nereida	•		•						•		
Nero Brick	•	•	•								
Nero Brick Corner	•	•	•								
Niagara	•	•	•								
Nice	•		•	•				•	•	C	•
Ninfa	•	•	•	•					•		•
Nostalg	•		•						•		•
Nova Cimento	•		•						•		•
Nova Cinza	•		•						•		•
Nova Madeira	•		•						•		•
Nuur	•		•						•		•
Origami White Gloss	•		•						•		•
Origami Black	•		•						•		•
Origami Bronzo	•		•						•		•
Origami Gold	•		•						•		•
Origami Smoke	•		•						•		•
Origami White	•		•						•		•
Origins	•		•						•		•
Orion	•	•	•	•			•	•	•	•	•
Osiris	•	•	•	•	•	•	•	•	•	•	•
Oxido Brick	•	•	•						•		•
Oxido Brick Corner	•	•	•						•		•
Pan De Oro	•	C	•						•		
Pan De Plata	•	C	•						•		
Pandora	•	•	•					•	•		
Pebbles Light	•	•	•	•	•	•	•	•	•		•
Perlas Oro	•		•						•		•
Persepolis	•	•	•	•	•		•	•	•		•
Perugia	•	•	•	•	•		•	•	•		•
Perugia Deco	•	•	•	•	•		•	•	•		
Petroglyphe Floral Crema	•		•								
Pitiusa	•		•						•		•
Planetarium	•		•	•			•	•	•		
Platinum Dune	•		•								
Platinum Glass	•		•	C					•		•
Platinum Keops	•		•								
Platinum Pad	•		•								
Pleyades	•		•	•			•	•	•		

Pluton	•	•	•						•	•	
Poeme	•		•						C		
Popcorn	•		•						•		•
Poseidon	•		•						•		
Presenza	•		•								
Princess	•		•						•		•
Pulpis Rec-bis	•	•	•	•	•	•	•	•	•		•
Quarzita Brick	•	•	•						•		•
Quarzita Brick Corner	•	•	•						•		•
Rain	•	•	•	•				•	•		
Red Pad	•		•						•		•
Reggae	•	•	•	•				•	•	C	•
Renoir	•		•						•		•
Rio Carrara	•	•	•	•	•		•	•	•		•
Rio Cinza	•	•	•	•	•		•	•	•		•
Romance	•		•						•		•
Safari	•	•	•	•			•	•	•		•
Salsa	•	•	•	•				•	•	C	•
Santorini	•		•						•		•
Scuro Rec-bis	•	•	•	•	C	•	•	•	•		•
Secrets	•		•					•	•	C	•
Shapes Black	•		•						•		•
Shapes Bronzo	•		•						•		•
Shapes Greige	•		•						•		•
Shapes Luce	•		•						•		•
Shapes Panna	•		•						•		•
Shapes Smoke	•		•						•		•
Shapes White	•		•						•		•
Shapes White Gloss	•		•						•		•
Silver Glass	•		•	C					•	C	
Sinai	•	C	•	C					•		
Smile	•		•					C	•		•
Smoke Rec-bis	•	•	•	•	•	•	•	•	•		•
Snow	•	•	•	•	•		•	•	•		•
Soleil	•		•						•		
Soul	•	•	•	•	•	•	•	•	•		•
Stars	•	•	•					•	•	•	•
Statuario Rec-bis	•	•	•	•	•	•	•	•	•		•
Strip Oro	•		•								
Sumba Nature	•		•								
Suprema	•		•								
Surf	•		•						•		•

Tabla General Usos / Use Complete List

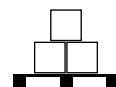
											
Taco Persepolis	•	•	•	•	•		•	•	•		•
Tandem	•	•	•	•	•		•	•	•		•
Tangerine	•		•						•		•
Tasmania	•	•	•					•	•		•
Teca Natura	•		•								
Thea	•		•						•		
Thor	•	•	•								
Tiffany Black	•		•						•		
Tiffany Marfil	•		•						•		
Tinsel	•		•						C	C	
Topkapi	•		•	•			•	•	•		
Touch	•		•						•		•
Travertine Gloss Rec-bis	•	•	•	•	•	•	•	•	•		•
Travertine Matt Rec-bis	•	•	•	•	•	•	•	•	•		•
Trencadis Alpaca	•	•	•	•	•	•	•	•	•		•
Trencadis Glass Diabolo	•	•	•	•			•	•	•	•	•
Tresor	•	•	•	•					•		•
Tropicana Natura	•		•								
Underground	•		•						•		•
Unica	•		•						•		•
Utopia	•		•								
Valentina	•		•						•		•
Venezia	•	C	•	C					•		
Vesta	•	•	•	•	•	•	•	•	•		•
Vicenza Onice Rect	•	•	•	•		•	•	•	•		
Victorian	•		•						•		•
Whispers	•		•						•		•
White Pad	•		•						•		•
Zig-zag	•		•						•		•
Zocalo Cosmopolitan Marfil	•		•						•		•
Zoe	•	•							•		



pieza/m2  
sqm/piece  
**м2/штуки**  
m2/pièce  
m2/pezzo  
m2/peça  
m2/Stück  
平方/片  
قطعة/m<sup>2</sup>



piezas/caja  
pieces/box  
**штук/коробка**  
pièces/carton  
pezzi/scatola  
peças/caixa  
Stück/Schachtel  
片/盒  
قطعة/الكرتون  
szt /w paczkach



cajas/pallet  
boxes/pallet  
**коробки/паллет**  
cartons/palettes  
scatole/pallet  
Caixas/paleta  
Schachteln/Palette  
盒/栈板  
كرتون / اللوحه  
ilość paczek/w palecie



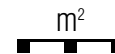
kg/caja  
Kg/box  
**кг/коробка**  
kg/carton  
kg/scatola  
Kg/caixa  
Kg/Schachtel  
千克/盒  
وزن الكرتون / بالكيلو غرام  
waga/paczki



libras/caja  
Lbs/box  
**фунты/коробка**  
livre/carton  
lb/scatola  
Libras/caixa  
Lbs/Schachtel  
磅/盒  
وزن الكرتون/Lbs  
szt/paczki



m2/caja  
sqm/box  
**м2/коробка**  
m2/carton  
m2/scatola  
m2/caixa  
m<sup>2</sup>/Schachteln  
平方/盒  
كرتون/m<sup>2</sup>  
mq/paczki

















m2/pallet  
sqm/pallet  
**м2/паллет**  
m2/palette  
m2/pallet  
m2/paleta  
m<sup>2</sup>/Palette  
平方/栈板  
اللوحه/m<sup>2</sup>  
mq/palecie

# Tabla Embalajes / Packaging List

3D Bosque Light 25X25	16,00	11	11,99	26,43	60	0,69	41,25
3D Bosque Mix 25X25	16,00	11	11,99	26,43	60	0,69	41,25
3D Tissu Dark 25X25	16,00	11	11,99	26,43	60	0,69	41,25
3D Tissu Light 25X25	16,00	11	11,99	26,43	60	0,69	41,25
3D White 25X25	16,00	11	11,99	26,43	60	0,69	41,25
Absolut 25X27,1	14,76	4	5,75	12,67	64	0,27	17,34
Acanto 60X60	2,78	4	27,80	61,29	20	1,44	28,80
Ace-Treme 9,5X60		11	14,74	32,50	64	0,63	
Agadir Silver 30X60	5,56	5	17,70	39,02	32	0,90	28,80
Agora Alzata 12X29,5		11	9,90	21,83	60		
Agora Listellino 4X29,5		22	6,82	15,04	60		
Agora Listello 10X29,5		11	8,20	18,07	60		
Al-Andalus 25X75	5,33	2	6,86	15,12	63	0,38	23,63
Alea Copper 15X60	11,11	22	23,98	52,87	24	1,98	47,52
Alea Grey 15X60	11,11	22	23,98	52,87	24	1,98	47,52
Alegria 28,6X28,6	12,23	11	15,40	33,95	72	0,90	64,78
Alhambra 12X75		10	17,00	37,48	30		
Aloa Nature 19X119	4,42	6	13,80	30,42	20	1,36	27,13
Alquimia 29,5X90,1	3,76	4	23,20	51,15	22	1,06	23,39
Alum Copper 2,3X90,1		6	0,60	1,32	720		
Alum Gold 2,3X90,1		6	0,60	1,32	720		
Alum Silver 2,3X90,1		6	0,60	1,32	720		
Alzata Chiaro 15X29,5		4	4,20	9,26	140		
Alzata Mezzo 15X29,5		4	4,20	9,26	140		
Alzata Oro Viejo 15X25		7	6,50	14,32	80	0,26	
Alzata Plata 15X25		7	5,60	12,35	80	0,26	
Alzata Scuro 15X29,5		4	4,20	9,26	140		
Amaluna 29,5X90,1	3,76	4	23,48	51,76	22	1,06	23,39
Amazonia Natura 30X30	11,11	11	5,67	12,49	30	0,99	29,70
Anastasia 30X60	5,56	6	17,70	39,02	40	1,08	43,20
Andria Marfil Rec-Bis 60X60	2,78	3	24,75	54,56	40	1,08	43,20
Andria Travertino Rec-Bis 60X60	2,78	3	23,52	51,85	40	1,08	43,20
Andy 28,1X28,1	12,66	6	7,89	17,39	62	0,47	29,37
Angulo Cosmopolitan Marfil 1,5X25		20	1,20	2,65	483		
Aosta Argent 22X85	5,35	9	34,11	75,20	45	1,68	75,73
Aosta Cenere 22X85	5,35	9	32,40	71,43	45	1,68	75,73
Aosta Roble 22X85	5,35	9	33,66	74,21	45	1,68	75,73
Aquarius 29,8X29,8	11,26	11	12,10	26,68	72	0,98	70,33
Arena 29,5X90,1	3,76	4	23,60	52,03	28	1,06	29,77
Argus 29,9X29,9	11,19	11	15,95	35,16	54	0,98	53,10
Aria 29,1X29,2	11,77	11	17,27	38,07	63	0,93	58,89
Aria Bronzo 25X25	16,00	8	9,60	21,16	60	0,50	30,00
Aria Greige 25X25	16,00	8	9,60	21,16	60	0,50	30,00

Aria Luce 25X25	16,00	8	9,60	21,16	60	0,50	30,00
Aria Panna 25X25	16,00	8	9,60	21,16	60	0,50	30,00
Aria White 25X25	16,00	8	9,60	21,16	60	0,50	30,00
Arizona 30X32,5	10,26	11	20,02	44,14	63	1,07	67,57
Arte 28X29,2	17,70	8	10,12	22,31	64	0,45	28,93
Artisan 28,1X28,1	12,66	6	7,20	15,87	62	0,47	29,37
Aston 30,6X30,3	10,79	8	12,56	27,69	48	0,74	35,60
Atalaya Nature 19X119	4,42	6	13,80	30,42	20	1,36	27,13
Atenea 29,8X29,8	11,26	11	15,79	34,80	63	0,98	61,54
Aura Agate Glass 25X75	5,33	5	19,00	41,89	24	0,94	22,50
Aura Amethyst Glass 25X75	5,33	5	19,00	41,89	24	0,94	22,50
Aura Onix Glass 25X75	5,33	5	19,00	41,89	24	0,94	22,50
Aurum Glass 15X60	11,11	10	22,70	50,04	32	0,90	28,80
Avatar 30X30,5	10,93	5	7,27	16,03	126	0,46	57,64
Bianco Brick 15X60	11,11	5	17,57	38,72	40	0,45	18,00
Bianco Brick Corner 15X60	11,11	5	23,00	50,71	40	0,45	18,00
Bivio Bronzo 25X25	16,00	10	12,50	27,56	60	0,63	37,50
Bivio Greige 25X25	16,00	10	12,50	27,56	60	0,63	37,50
Bivio Luce 25X25	16,00	10	12,50	27,56	60	0,63	37,50
Bivio Panna 25X25	16,00	10	12,50	27,56	60	0,63	37,50
Bivio White 25X25	16,00	10	12,50	27,56	60	0,63	37,50
Bizancio 60X60	2,78	2	15,62	34,44	36	0,72	25,92
Bizancio Carpet 60X60	2,78	2	15,62	34,44	36	0,72	25,92
Bizancio Deco 60X60	2,78	2	15,62	34,44	36	0,72	25,92
Black Keops 30X60	5,56	4	15,50	34,17	16	0,72	11,52
Blues 30,3X34,0	9,62	10	17,00	37,48	54	1,04	56,16
Bohemia 29X30	11,49	10	14,00	30,86	48	0,87	41,76
Borgia 60X60	2,78	2	15,90	35,05	36	0,72	25,92
Borgia Deco 60X60	2,78	2	15,90	35,05	36	0,72	25,92
Bronzo 29,8X29,8	11,26	11	12,65	27,89	63	0,98	61,54
Brunei 29X29	11,89	11	13,74	30,29	54	0,93	49,96
Brussels 28,1X28,1	12,66	6	9,96	21,96	62	0,47	29,37
Calma 29,5X30	11,30	8	16,40	36,16	50	0,71	35,40
Capadocia 30X30	11,11	11	14,91	32,86	63	0,99	62,37
Capitel Chiaro 7,5X29,5		10	5,00	11,02	144		
Capitel Mezzo 7,5X29,5		10	5,00	11,02	144		
Capitel Oro Viejo 9X25		12	4,92	10,85	72	0,27	
Capitel Plata 9X25		12	7,80	17,20	72	0,27	
Capitel Scuro 7,5X29,5		10	5,00	11,02	144		
Carisma 25X75	5,33	5	19,25	42,44	30	0,94	28,13
Carrara 29,3X29,3	11,65	11	15,95	35,16	63	0,94	59,49
Casablanca 30X30	11,11	11	17,22	37,95	63	0,99	62,37
Cassiopaea 30X30	11,11	11	14,91	32,86	63	0,99	62,37








							
Cayman Champagne 29,8X29,8	11,26	11	16,50	36,38	54	0,98	52,75
Cayman Nacar 30X30	11,11	11	16,50	36,38	54	0,99	53,46
Cebreiro 29,7X30	11,22	8	12,32	27,16	42	0,71	29,94
Cenefa Persepolis 15X60		12	23,28	51,32	40		
Charm 30X30	11,11	8	11,80	26,01	48	0,72	34,56
Cimento Rec-Bis 60X60	2,78	3	23,85	52,58	40	1,08	43,20
Cinema 24X24	17,36	8	6,40	14,11	72	0,46	33,18
Cleopatra 29X29	11,89	11	15,95	35,16	54	0,93	49,96
Collage Mist 29,5X90,1	3,76	4	23,00	50,71	22	1,06	23,39
Collage Smoke 29,5X90,1	3,76	4	22,84	50,35	22	1,06	23,39
Colorado 30X32,5	10,26	11	20,02	44,14	63	1,07	67,57
Copper Mirror 26,5X28,5	13,24	15	10,13	22,32	54	1,13	61,18
Corner London C. Marfil 3X5		48	0,86	1,90	160		
Corner Zocalo C. Marfil 3X10		40	1,88	4,14	160		
Cosmic Glass 15X60	11,11	10	21,50	47,40	32	0,90	28,80
Cosmopolitan Blanco Br. 25X75	5,33	6	20,22	44,58	64	1,13	72,00
Cosmopolitan Blanco Mate 25X75	5,33	6	19,86	43,78	64	1,13	72,00
Cosmopolitan Brown 25X75	5,33	8	26,72	58,91	36	1,50	54,00
Cosmopolitan Fussion 25X75	5,33	8	26,72	58,91	36	1,50	54,00
Cosmopolitan Marfil 25X75	5,33	6	20,04	44,18	64	1,13	72,00
Cosmopolitan Pulpis 25X75	5,33	8	27,04	59,61	36	1,50	54,00
Cosmopolitan Purple 25X75	5,33	8	26,00	57,32	36	1,50	54,00
Cosmopolitan Statuario 25X75	5,33	8	26,16	57,67	36	1,50	54,00
Cosmopolitan Travertino 25X75	5,33	6	20,22	44,58	64	1,13	72,00
Cremona 60X60	2,78	2	15,70	34,61	36	0,72	25,92
Cremona Deco 60X60	2,78	2	15,70	34,61	36	0,72	25,92
Damasco Pure Golden 15X60	11,11	11	18,92	41,71	40	0,99	39,60
Deep 28.8X30.3	11,46	15	12,75	28,11	54	1,31	70,68
Delicious 29,5X90,1	3,76	4	23,20	51,15	22	1,06	23,39
Delizia 24X24	17,36	5	5,20	11,46	144	0,29	41,47
Diva 25X75	5,33	6	20,76	45,77	30	1,13	33,75
Duende Copper 30X30	11,11	5	9,10	20,06	54	0,45	24,30
Duende Platinum 30X30	11,11	5	9,10	20,06	54	0,45	24,30
Emotions 29,5X90,1	3,76	4	23,40	51,59	22	1,06	23,39
Emperador 29,8X29,8	11,26	10	14,50	31,97	54	0,89	47,95
Enigma 30,6X30,6	10,68	16	15,20	33,51	54	1,50	80,90
Esmeralda 29,8X29,8	11,26	11	16,50	36,38	54	0,98	52,75
Eternal 29,8X29,8	11,26	11	12,65	27,89	63	0,98	61,54
Exa Deluxe 23X27	21,00	21	19,47	42,92	48	1,00	48,00
Exa Flat Arena 23X27	21,60	21	14,18	31,25	48	0,97	46,67
Exa Flat White 23X27	21,60	21	14,18	31,25	48	0,97	46,67
Exa Full Arena 23X27	21,60	15	11,70	25,79	48	0,69	33,33
Exa Full White 23X27	21,60	15	11,70	25,79	48	0,69	33,33








							
Exa Medium Arena 23X27	21,60	17	12,33	27,17	48	0,79	37,78
Exa Medium White 23X27	21,60	17	12,33	27,17	48	0,79	37,78
Firenze Marfil 60X60	2,78	4	33,20	73,19	36	1,44	51,84
Foglio D'argento 25X75	5,33	5	19,10	42,11	24	0,94	22,50
Foglio Di Rame 25X75	5,33	5	19,10	42,11	24	0,94	22,50
Foglio D'oro 25X75	5,33	5	19,10	42,11	24	0,94	22,50
Folding Flowers 15X60	11,11	6	12,54	27,65	40	0,54	21,60
Folding Gold 15X60	11,11	6	12,90	28,44	40	0,54	21,60
Folding Roses 15X60	11,11	6	12,60	27,78	40	0,54	21,60
Folding Silver 15X60	11,11	6	13,02	28,70	40	0,54	21,60
Forest 30X60	5,56	5	23,05	50,82	32	0,90	28,80
Frozen 28X28	12,76	5	5,00	11,02	62	0,39	24,30
Galena Ivory 7,3X90,1	15,22	4	6,75	14,88	84	0,26	22,08
Galena Red 7,3X90,1	15,22	4	7,60	16,76	84	0,26	22,08
Gilded 24X24	17,36	8	6,40	14,11	72	0,46	33,18
Glass Mirror 26,5X28,5	13,24	20	11,50	25,35	54	1,51	81,57
Globe 29,8X29,8	11,26	11	11,83	26,07	63	0,98	61,54
Glory Strips 29,5X90,1	3,76	4	22,92	50,53	24	1,06	25,52
Glory Travertine Gloss 29,5X90,1	3,76	4	27,56	60,76	28	1,06	29,77
Glory Travertine Matt 29,5X90,1	3,76	4	27,52	60,67	28	1,06	29,77
Golden Dune 30X60	5,56	4	14,40	31,75	16	0,72	11,52
Golden Keops 30X60	5,56	4	15,44	34,04	16	0,72	11,52
Golden Pad 30X60	5,56	4	15,52	34,22	16	0,72	11,52
Grace 30X30	11,11	8	11,80	26,01	48	0,72	34,56
Hammam 30,4X30,5	10,79	11	19,91	43,89	63	1,02	64,25
Heliopolis 30X30,5	10,93	11	10,12	22,31	72	1,01	72,47
Hermes 29,8X29,8	11,26	11	14,85	32,74	63	0,98	61,54
Hexagon 29,5X90,1	3,76	4	23,48	51,76	22	1,06	23,39
Hipster Brick Mist 29,5X90,1	3,76	4	21,00	46,30	24	1,06	25,52
Hipster Brick Smoke 29,5X90,1	3,76	4	21,04	46,39	24	1,06	25,52
Hipster Metal 29,5X90,1	3,76	4	26,40	58,20	28	1,06	29,77
Hipster Mist 29,5X90,1	3,76	4	26,32	58,03	28	1,06	29,77
Hipster Smoke 29,5X90,1	3,76	4	26,36	58,11	28	1,06	29,77
Horus 30X30	11,11	11	13,48	29,71	72	0,99	71,28
Hypnotic 29.1X29.1	11,81	11	7,59	16,73	72	0,93	67,07
Identity Glass 15X60	11,11	13	23,40	51,59	40	1,17	46,80
Imperiale Brezza 29,5X90,1	3,76	4	22,32	49,21	24	1,06	25,49
Imperiale Chiaro 29,5X90,1	3,76	4	26,92	59,35	28	1,06	29,74
Imperiale Mezzo 29,5X90,1	3,76	4	27,68	61,02	28	1,06	29,74
Imperiale Scuro 29,5X90,1	3,76	4	27,80	61,29	28	1,06	29,74
Impressions 29,5X90,1	3,76	4	24,60	54,23	22	1,06	23,39
Indigo 29,5X90,1	3,76	4	24,68	54,41	22	1,06	23,39
Jade 29,3X29,3	11,65	11	15,95	35,16	63	0,94	59,49

# Tabla Embalajes / Packaging List

Jaipur 29,9X29,9	11,19	11	14,85	32,74	54	0,98	53,10
Japan Black 25X25	16,00	8	9,66	21,31	60	0,50	30,00
Japan Bronzo 25X25	16,00	8	9,91	21,85	60	0,50	30,00
Japan Gold 25X25	16,00	8	10,38	22,88	60	0,50	30,00
Japan Smoke 25X25	16,00	8	10,12	22,31	60	0,50	30,00
Japan White 25X25	16,00	8	9,91	21,85	60	0,50	30,00
Japan White Gloss 25X25	16,00	8	10,14	22,35	60	0,50	30,00
Joy 30,8X29,8	10,90	11	15,40	33,95	63	1,01	63,61
Kanna 29,9X29,9	11,19	11	15,95	35,16	54	0,98	53,10
Karat 30X30	11,11	11	14,08	31,04	81	0,99	80,19
Kassiani 29X30	11,49	11	14,85	32,74	63	0,96	60,29
Kilim 29,5X90,1	3,76	4	23,84	52,56	22	1,06	23,39
Kioto Black 25X25	16,00	8	10,24	22,58	60	0,50	30,00
Kioto Bronzo 25X25	16,00	8	9,73	21,45	60	0,50	30,00
Kioto Silver 25X25	16,00	8	9,97	21,98	60	0,50	30,00
Kioto Smoke 25X25	16,00	8	9,92	21,87	60	0,50	30,00
Kioto White 25X25	16,00	8	9,73	21,45	60	0,50	30,00
Kioto White Gloss 25X25	16,00	8	9,91	21,85	60	0,50	30,00
Krakatoa 30X30	11,11	11	14,96	32,98	63	0,99	62,37
Krypton 28X28	12,76	11	12,27	27,04	63	0,86	54,33
Lavabo Agadir Blue		1	7,00	15,43	16		
Lavabo Agadir Silver		1	7,00	15,43	16		
Lavabo Arena		1	18,00	39,68	16		
Lavabo Cuadrado Dorado A.		1	9,00	19,84	20		
Lavabo Foglio Di Rame		1	7,20	15,87	16		
Lavabo Future Gold		1	6,70	14,77	20		
Lavabo Future Silver		1	6,70	14,77	20		
Lavabo Guess		1	30,00	66,14	12		
Lavabo Katmandu		1	14,00	30,86	12		
Lavabo Kayan Oro		1	7,00	15,43	16		
Lavabo Kayan Plata		1	7,00	15,43	16		
Lavabo Madison		1	23,00	50,71	21		
Lavabo Marfil		1	25,00	55,12	16		
Lavabo Marvel Gold		1	11,00	24,25	16		
Lavabo Marvel Silver		1	11,00	24,25	16		
Lavabo Nepal		1	14,00	30,86	12		
Lavabo Pan De Oro		1	8,00	17,64	12		
Lavabo Pan De Plata		1	8,00	17,64	12		
Lavabo Pulpis		1	23,50	51,81	16		
Lavabo Redondo Cosmic		1	6,70	14,77	20		
Lavabo Redondo Dorado		1	7,50	16,53	20		
Lavabo Redondo Platinum		1	6,70	14,77	20		
Lavabo Redondo Silver		1	8,70	19,18	20		








Lavabo Santorini		1	7,50	16,53	12		
Lavabo Siam		1	4,00	8,82	27		
Lavabo Sinai		1	7,20	15,87	16		
Lavabo Venezia		1	7,50	16,53	20		
Lavabo White And Gold		1	8,00	17,64	16		
Lens 29,8X29,8	11,26	11	13,20	29,10	63	0,98	61,54
Listel Argento 1,5X75		15	3,30	7,28	72	0,17	
Listel Oro Chiaro 1,5X75		15	3,30	7,28	72	0,17	
Listel Santorini 7,9X75		13	13,65	30,09	54	0,77	
Living Blanco Brillo 30X60	5,56	6	17,58	38,76	40	1,08	43,20
Living Blanco Mate 30X60	5,56	6	18,51	40,81	40	1,08	43,20
Loft Blanco Brillo 15X60	11,11	11	18,70	41,23	40	0,99	39,60
Loft Blanco Mate 15X60	11,11	11	19,47	42,92	40	0,99	39,60
Loft Negro Mate 15X60	11,11	11	19,58	43,17	40	0,99	39,60
London Cosmopolitan Marfil 5X75		18	13,50	29,76	48		
Luna Bronzo 25X25	16,00	10	11,00	24,25	60	0,63	37,50
Luna Greige 25X25	16,00	10	11,00	24,25	60	0,63	37,50
Luna Luce 25X25	16,00	10	11,00	24,25	60	0,63	37,50
Luna Panna 25X25	16,00	10	11,00	24,25	60	0,63	37,50
Luna White 25X25	16,00	10	11,00	24,25	60	0,63	37,50
Lune 29,7X29,7	11,34	11	18,70	41,23	63	0,97	61,13
Lux Oro 1,5X90,1		6	1,92	4,23	156		
Lux Plata 1,5X90,1		6	1,92	4,23	156		
Luxor 30X30,5	10,93	11	9,52	20,98	72	1,01	72,47
Magic 30,5X30,5	10,75	11	18,15	40,01	63	1,02	64,47
Magma Copper 29.8X29.8	11,26	11	11,33	24,98	72	0,98	70,33
Magma Grey 29.8X29.8	11,26	11	11,33	24,98	72	0,98	70,33
Manacor 28,1X28,1	12,66	5	7,95	17,53	62	0,39	24,48
Mandala 28X28	12,76	5	5,48	12,07	62	0,39	24,30
Mandorla Bronzo 25X25	16,00	8	9,84	21,69	60	0,50	30,00
Mandorla Greige 25X25	16,00	8	9,84	21,69	60	0,50	30,00
Mandorla Luce 25X25	16,00	8	9,84	21,69	60	0,50	30,00
Mandorla Panna 25X25	16,00	8	9,84	21,69	60	0,50	30,00
Mandorla White 25X25	16,00	8	9,84	21,69	60	0,50	30,00
Marmol Bianco 30X60	5,56	5	24,00	52,91	40	0,90	36,00
Marmol Crema 30X60	5,56	5	24,50	54,01	40	0,90	36,00
Matrix 30X30	11,11	11	12,82	28,25	63	0,99	62,37
Mayolica 25X75	5,33	2	6,94	15,30	63	0,38	23,63
Melina 29X30	11,49	11	14,85	32,74	63	0,96	60,29
Metal Rec-Bis 60X60	2,78	3	22,92	50,53	40	1,08	43,20
Metalic Gold 30,1X30,1	11,04	11	11,61	25,58	63	1,00	62,79
Metalic Silver 30,1X30,1	11,04	11	11,61	25,58	63	1,00	62,79
Metropolitan 25X75	5,33	2	6,76	14,90	63	0,38	23,63








							
Mezzo Rec-Bis 60X60	2,78	3	23,88	52,65	40	1,08	43,20
Micro Beige 30X30	11,11	20	15,00	33,07	63	1,80	113,40
Milano Anthracite 60X60	2,78	4	29,80	65,70	30	1,44	43,20
Milano Beige 60X60	2,78	4	29,80	65,70	30	1,44	43,20
Milano Cement 60X60	2,78	4	29,80	65,70	30	1,44	43,20
Mirror Grey 30X30	11,11	11	16,50	36,38	63	0,99	62,37
Mist Rec-Bis 60X60	2,78	3	23,13	50,99	40	1,08	43,20
Moma Brown 31,6X31,6	10,01	10	19,50	42,99	52	1,00	51,93
Moon Pure Gold 15X60	11,11	9	17,19	37,90	40	0,81	32,40
Moon Pure Silver 15X60	11,11	9	17,24	38,00	40	0,81	32,40
Mosaico Grey-Glass 29,3X29,3	11,65	11	16,50	36,38	54	0,94	50,99
Mosaico Onix-Glass 29,3X29,3	11,65	11	16,50	36,38	54	0,94	50,99
Mosaico Trav. Brick 30,5X30,5	10,75	10	16,90	37,26	50	0,93	46,51
Mosaico Trav. Dados 30,5X30,5	10,75	10	14,00	30,86	54	0,93	50,23
Mosaico Travertino Panfilia 28X28	12,76	10	14,30	31,53	54	0,78	42,34
Mosaico Travertino Pencil 26X26	14,79	10	15,00	33,07	54	0,68	36,50
Multishapes Black 25X25	16,00	8	8,73	19,24	60	0,50	30,00
Multishapes Bronzo 25X25	16,00	8	9,01	19,86	60	0,50	30,00
Multishapes Silver 25X25	16,00	8	9,32	20,55	60	0,50	30,00
Multishapes Smoke 25X25	16,00	8	8,82	19,44	60	0,50	30,00
Multishapes White 25X25	16,00	8	9,01	19,86	60	0,50	30,00
Multishapes White Gloss 25X25	16,00	8	9,10	20,07	60	0,50	30,00
Natasha 25X75	5,33	6	20,46	45,11	30	1,13	33,75
Nayade 30X30	11,11	11	15,07	33,22	63	0,99	62,37
Nazari 12X75	11,11	10	17,00	37,48	30	0,90	27,00
Nazca 30X30	11,11	11	15,95	35,16	63	0,99	62,37
Nereida 30X30	11,11	11	15,84	34,92	72	0,99	71,28
Nero Brick 15X60	11,11	4	16,77	36,98	40	0,36	14,40
Nero Brick Corner 15X60	11,11	4	22,92	50,53	40	0,36	14,40
Niagara 30X30	11,11	11	11,00	24,25	63	0,99	62,37
Nice 28,6X28,6	12,23	11	15,40	33,95	72	0,90	64,78
Ninfa 30X30,5	10,93	11	10,34	22,80	72	1,01	72,47
Nostalg 30X30	11,11	8	11,80	26,01	48	0,72	34,56
Nova Cimento 29,5X90,1	3,76	4	26,56	58,55	28	1,06	29,74
Nova Cinza 29,5X90,1	3,76	4	26,68	58,82	28	1,06	29,74
Nova Madeira 29,5X90,1	3,76	4	20,28	44,71	24	1,06	25,49
Nuur 25X75	5,33	6	20,88	46,03	30	1,13	33,75
Origami White Gloss 25X25	16,00	8	9,18	20,25	60	0,50	30,00
Origami Black 25X25	16,00	8	9,58	21,11	60	0,50	30,00
Origami Bronzo 25X25	16,00	8	9,78	21,57	60	0,50	30,00
Origami Gold 25X25	16,00	8	9,30	20,51	60	0,50	30,00
Origami Smoke 25X25	16,00	8	9,50	20,95	60	0,50	30,00
Origami White 25X25	16,00	8	9,78	21,57	60	0,50	30,00

							
Origins 29,5X90,1	3,76	4	24,68	54,41	22	1,06	23,39
Orion 30X30	11,11	11	11,00	24,25	81	0,99	80,19
Osiris 29,8X29,8	11,26	10	16,00	35,27	54	0,89	47,95
Oxido Brick 15X60	11,11	4	10,00	22,05	60	0,36	21,60
Oxido Brick Corner 15X60	11,11	4	16,40	36,16	48	0,36	17,28
Pan De Oro 30X60	5,56	5	23,05	50,82	32	0,90	28,80
Pan De Plata 30X60	5,56	5	22,90	50,49	32	0,90	28,80
Pandora 30X30,5	10,93	5	7,27	16,03	126	0,46	57,64
Pebbles Light 30,5X31,5	10,41	10	15,80	34,83	54	0,96	51,88
Persepolis 60X60	2,78	2	15,90	35,05	36	0,72	25,92
Perugia 58,4X58,4	2,93	2	16,10	35,49	36	0,68	24,56
Perugia Deco 58,4X58,4	2,93	2	16,10	35,49	36	0,68	24,56
Petroglyphe Floral Crema 30X60	5,56	4	19,60	43,21	16	0,72	11,52
Pitiusa 28,1X28,1	12,66	5	6,50	14,33	62	0,39	24,48
Planetarium 27,6X27,6	13,13	11	16,50	36,38	54	0,84	45,25
Platinum Dune 30X60	5,56	4	14,48	31,92	16	0,72	11,52
Platinum Glass 15X60	11,11	10	21,50	47,40	32	0,90	28,80
Platinum Keops 30X60	5,56	4	15,52	34,22	16	0,72	11,52
Platinum Pad 30X60	5,56	4	15,68	34,57	16	0,72	11,52
Pleyades 30,1X30,1	11,04	11	16,04	35,36	54	1,00	53,82
Pluton 30X30,5	10,93	5	7,27	16,03	126	0,46	57,64
Poeme 29,8X29,8	11,26	11	19,47	42,92	63	0,98	61,54
Popcorn 28,1X28,1	12,66	6	8,16	17,99	62	0,47	29,37
Poseidon 29,8X29,8	11,26	11	14,85	32,74	63	0,98	61,54
Presenza 7,5X29,5	45,20	11	4,62	10,19	144	0,24	35,05
Princess 24X29	14,37	11	12,65	27,89	63	0,77	48,23
Pulpis Rec-Bis 60X60	2,78	3	23,40	51,59	32	1,08	34,56
Quarzita Brick 15X60	11,11	4	12,58	27,73	60	0,36	21,60
Quarzita Brick Corner 15X60	11,11	4	16,80	37,04	48	0,36	17,28
Rain 31,7X32,6	9,68	11	18,15	40,01	54	1,14	61,39
Red Pad 30X60	5,56	4	14,40	31,75	16	0,72	11,52
Reggae 30,3X34,0	9,62	10	17,00	37,48	54	1,04	56,16
Renoir 25X75	5,33	6	20,46	45,11	30	1,13	33,75
Rio Carrara 26X26	14,79	8	12,40	27,34	72	0,54	38,94
Rio Cinza 26X26	14,79	8	11,68	25,75	72	0,54	38,94
Rodapie Andria Marfil 9,5X60		12	16,80	37,04	70		
Rodapie Andria Travertino 9,5X60		12	16,80	37,04	70		
Rodapie Aosta Argent 7X85		22	29,33	64,65	42		
Rodapie Aosta Cenere 7X85		22	29,33	64,65	42		
Rodapie Aosta Roble 7X85		22	29,33	64,65	42		
Rodapie Cimento 9,5X60		12	16,80	37,04	70		
Rodapie Firenze Marfil 9,5X60		12	16,80	37,04	70		
Rodapie Hipster Metal 9,5X60		12	16,80	37,04	70		



## Tabla Embalajes / Packaging List

							
Rodapie Hipster Mist 9,5X60		12	16,80	37,04	70		
Rodapie Hipster Smoke 9,5X60		12	16,80	37,04	70		
Rodapie Mezzo 9,5X60		12	16,80	37,04	70		
Rodapie Milano Anthracite 8X60		14	15,26	33,64	40		
Rodapie Milano Beige 8X60		14	15,26	33,64	40	0,67	
Rodapie Milano Cement 8X60		14	15,26	33,64	40		
Rodapie Pulpis 9,5X60		12	16,80	37,04	70	0,68	
Rodapie Scuro 9,5X60		12	16,80	37,04	70		
Rodapie Statuario 9,5X60		12	16,80	37,04	70		
Rodapie Travertine Gloss 9,5X60		12	16,80	37,04	70		
Rodapie Travertine Matt 9,5X60		12	16,80	37,04	70		
Rodapie Vicenza Onice 9X58,4		18	25,20	55,56	48		
Romance 29,5X90,1	3,76	4	23,68	52,21	22	1,06	23,39
Safari 30X30	11,11	11	16,50	36,38	54	0,99	53,46
Salsa 30,3X34,0	9,62	10	17,00	37,48	54	1,04	56,16
Santorini 25X75	5,33	6	20,46	45,11	30	1,13	33,75
Scuro Rec-Bis 60X60	2,78	3	23,37	51,52	40	1,08	43,20
Secrets 30,5X30,5	10,75	11	18,15	40,01	63	1,02	64,47
Shapes Black 25X25	16,00	16	15,04	33,16	60	1,00	60,00
Shapes Bronzo 25X25	16,00	16	15,36	33,86	60	1,00	60,00
Shapes Greige 25X25	16,00	16	15,36	33,86	60	1,00	60,00
Shapes Luce 25X25	16,00	16	14,56	32,10	60	1,00	60,00
Shapes Panna 25X25	16,00	16	15,36	33,86	60	1,00	60,00
Shapes Smoke 25X25	16,00	16	14,88	32,80	60	1,00	60,00
Shapes White 25X25	16,00	16	15,84	34,92	60	1,00	60,00
Shapes White Gloss 25X25	16,00	16	15,71	34,64	60	1,00	60,00
Silver Glass 15X60	11,11	10	21,50	47,40	32	0,90	28,80
Sinai 30X60	5,56	5	18,90	41,67	32	0,90	28,80
Smile 30,8X29,8	10,90	11	15,40	33,95	63	1,01	63,61
Smoke Rec-Bis 60X60	2,78	3	23,07	50,86	40	1,08	43,20
Snow 28,3X28,6	12,36	11	13,31	29,34	63	0,89	56,09
Soleil 29,7X29,7	11,34	11	18,70	41,23	63	0,97	61,13
Soul 30,9X30,9	10,47	10	22,30	49,16	50	0,95	47,74
Stars 28,1X28,3	12,58	11	12,54	27,65	81	0,87	70,85
Statuario Rec-Bis 60X60	2,78	3	24,03	52,98	40	1,08	43,20
Strip Oro 2X75		15	5,85	12,90	72		
Sumba Nature 30X60	5,56	10	12,00	26,46	15	1,80	27,00
Suprema 29,5X90,1	3,76	4	24,04	53,00	22	1,06	23,39
Surf 30X60	5,56	4	14,52	32,01	16	0,72	11,52
Taco Persepolis 15X15		18	8,73	19,25	100		
Tandem 60X60	2,78	2	16,00	35,27	36	0,72	25,92
Tangerine 29,5X90,1	3,76	4	24,04	53,00	22	1,06	23,39
Tasmania 30X30	11,11	5	8,60	18,96	96	0,45	43,20

							
Teca Natura 30X67	4,98	10	11,25	24,80	15	2,01	30,15
Thea 30X30	11,11	11	14,52	32,01	81	0,99	80,19
Thor 30,0X29,6	11,26	11	11,55	25,46	54	0,98	52,75
Tiffany Black 28,1X28,1	12,66	4	6,45	14,22	62	0,32	19,58
Tiffany Marfil 28,1X28,1	12,66	4	6,45	14,22	62	0,32	19,58
Tinsel 24X24	17,36	8	6,40	14,11	72	0,46	33,18
Topkapi 30X30	11,11	11	16,50	36,38	54	0,99	53,46
Touch 10X75,4	13,26	10	14,00	30,86	48	0,75	36,19
Travertine Gloss Rec-Bis 60X60	2,78	3	23,49	51,79	40	1,08	43,20
Travertine Matt Rec-Bis 60X60	2,78	3	23,37	51,52	40	1,08	43,20
Trencadis Alpaca 26X26	14,79	8	10,00	22,05	72	0,54	38,94
Trencadis Glass Diabolo 27,2X27,6	13,32	11	16,50	36,38	63	0,83	52,02
Tresor 30X30,5	10,93	11	9,52	20,98	72	1,01	72,47
Tropicana Natura 30X30	11,11	11	5,23	11,52	30	0,99	29,70
Underground 29,5X90,1	3,76	4	23,68	52,21	22	1,06	23,39
Unica 28X28	12,76	5	5,50	12,13	62	0,39	24,30
Utopia 25X75	5,33	3	10,14	22,35	42	0,56	23,63
Valentina 25X75	5,33	6	20,58	45,37	30	1,13	33,75
Venezia 30X60	5,53	5	24,75	54,56	32	0,90	28,94
Vesta 29,8X29,8	11,26	10	18,00	39,68	54	0,89	47,95
Vicenza Onice Rect 58,4X58,4	2,93	4	33,20	73,19	36	1,36	49,11
Victorian 30X60	5,56	4	14,56	32,10	16	0,72	11,52
Whispers 29,5X90,1	3,76	4	23,64	52,12	22	1,06	23,39
White Pad 30X60	5,56	4	14,84	32,72	16	0,72	11,52
Zig-Zag 24X24	17,36	6	5,34	11,77	84	0,35	29,03
Zocalo C. Marfil 10X75		7	10,85	23,92	48		
Zoe 30X30	11,11	11	14,52	32,01	81	0,99	80,19

# DUNE

## Red Internacional / World Network

### ARGENTINA

Tel.: +54 114 6362568  
Fax: +54 114 6740135  
administracion@duneargentina.com.ar  
José Bonifacio, 3844  
C1407 HEL Buenos Aires

### AUSTRALIA

Tel.: +61 2 97710622  
Fax: +61 2 97710623  
decoration@dune.com.au  
2/314 Horsley Road, Milperra NSW  
Australia 2214

### BRASIL

TEL: (47) 3349-2921  
contato@dunebrasil.com.br  
Avenida dos estados, nº 4770  
Bairro: Estados  
Casa hall offices - Sala 101  
Cep: 88.339-060 - Balneário camboriú- (SC)

### CHINA

Tel.: 021-6271 3235 / 021-6271 3237  
contact@duneceramics.cn  
Room 302, No.71 Xi Su Zhou Lu, Jing An,  
200041, Shanghai  
上海市静安区西苏州路71号302室,  
邮编: 200041

### ESPAÑA - Oficinas Centrales/Headquarters

Tel.:+(34) 964 657 400  
Fax:+(34) 964 657 401  
dune@dune.es  
Partida Rachina s/n, 12130  
San Juan de Moró(Castellón)-Spain

### FRANCE

Tel.: +33 474064808  
Fax: +33 474064807  
dune@svs.fr  
ZI Visionis, 2, 11-12  
Rue du développement  
01090 Guereins

### MEXICO

Tel./Fax: +52(55) 53004576  
ventas@dune.com.mx  
Sevilla 821 - Col. Portales Sur  
Delegación Benito Juárez  
México DF C.P. 03300

### PORTUGAL

Tel.: +351 261430070  
Fax: +351 261430079  
gamauno@gamauno.pt  
Rua da Cruz, 86  
2565-031 Campelos  
Torres Vedras

### UNITED KINGDOM

Tel: +44 1455610202  
Fax:+44 1455610216  
sales@duneuk.co.uk  
UNIT 2 - Sketchley Meadows  
LE10 3EN Hinckley

### USA - CALIFORNIA

Tel.: +1 310 6086880  
Fax: +1 310 6086890  
california@duneusa.com  
1410 Kona Drive  
Rancho Domínguez, CA 90220

### USA - FLORIDA

Tel.: 1800-9538631  
Fax: 1888-6083890  
florida@duneusa.com  
2302 Vinson Lane, Unit 2  
Jacksonville, FL 32207

© Copyright DUNE CERAMICA S.L. Reservados todos los derechos.  
Catálogo General - Octubre 2016  
Impresión: Mare Nostrum

Dune Cerámica se reserva el derecho de modificar las características de sus productos sin preaviso de ningún tipo.  
Los acabados se dan a título indicativo, quedando bajo reserva los ajustes de los colores consecuencia de las técnicas de impresión.  
Por ello, las fotografías de los productos expuestos no son contractuales.  
La interpretación de las ilustraciones estará en función del criterio del creador.  
Los textos que aparecen en el catálogo quedan bajo reserva de posible error por composición o inserción de página.  
Este catálogo es meramente informativo.

© Copyright DUNE CERAMICA S.L. All rights reserved.  
General Catalogue - October 2016  
Printed by Mare Nostrum

Dune Cerámica reserves the right to change the characteristics of its products without prior notice.  
Information about the finishes of the goods is only provided as a guide.  
As a result of the printing techniques, there might be differences between the colours printed in this catalogue and those of the real products.  
Colours shown in this catalogue are not contractual.  
The images are for illustration purpose only and are subject to the designers interpretation.  
This catalogue is for information purposes only.



**DUNE**  
WE ARE DECORATION

www.dune.es



Spanish Design

ESPAÑA - Oficinas Centrales/Headquarters  
Partida Rachina s/n, 12130 - San Juan de Moró(Castellón) - Spain  
Tel.:+(34) 964 657 400 - Fax:+(34) 964 657 401  
dune@dune.es - www.dune.es



Diseña tus ambientes 3D en / *Design your 3D settings on:*  
www.dune.es

